

**UNITED STATES DISTRICT COURT  
DISTRICT OF MASSACHUSETTS**

DAVID AMBROSE, individually and on  
behalf of all others similarly situated,

Plaintiff,

v.

BOSTON GLOBE MEDIA PARTNERS,  
LLC,

Defendant.

Civil Action No. 1:22-cv-10195-RGS

Hon. Richard G. Stearns

**SUPPLEMENTAL DECLARATION OF PHILIP L. FRAIETTA IN SUPPORT OF  
PLAINTIFF'S MOTION FOR ATTORNEYS' FEES, COSTS, EXPENSES, AND  
INCENTIVE AWARD**

I, Philip L. Fraietta, pursuant to 28 U.S.C. § 1746, hereby declare as follows:

1. I am a partner at Bursor & Fisher, P.A., and I am Class Counsel in this action. I am an attorney at law licensed to practice in the States of New York, New Jersey, Illinois, and Michigan, and I am admitted in this action *pro hac vice*. I have personal knowledge of the facts set forth in this declaration and, if called as a witness, I could and would testify competently thereto.

2. I make this supplemental declaration in further support of Plaintiff's Motion for Attorneys' Fees, Costs, Expenses, and Incentive Award, filed on July 28, 2023 (ECF No. 55) and in accordance with the Court's August 1, 2023 Order (ECF No. 59).

3. Attached hereto as **Exhibit 3** are my firm's detailed billing diaries for this matter, as well as a summary of the same. I have personally reviewed all of my firm's time entries associated with this case, and have used billing judgment to ensure that duplicative and unnecessary time has been excluded and that only time reasonably devoted to the litigation has

been included. I have also excluded all time devoted to preparing the Motion for Attorneys' Fees, Costs, Expenses, and Incentive Award and this supplemental declaration. My firm's time entries were regularly and contemporaneously recorded by me and the other timekeepers pursuant to firm policy and have been maintained in the computerized records of my firm.

4. My firm undertook this matter on a contingency basis. Through August 7, 2023, my firm expended 384.6 hours in this case. My firm's lodestar in this case, based on current billing rates, is \$228,117.50.

5. In addition to the time enumerated above, I estimate that my firm will incur an additional 50-75 hours of future work in connection with the preparation of Plaintiff's Motion for Final Approval, the fairness hearing, coordinating with Epiq, monitoring settlement administration, and responding to Settlement Class Member inquiries.

6. To date, my firm has also expended \$8,619.15 in out-of-pocket costs and expenses in connection with the prosecution of this case. Attached as **Exhibit 4** is an itemized list of those costs and expenses. These costs and expenses are reflected in the records of my firm, and were necessary to prosecute this litigation. Cost and expense items are billed separately, and such charges are not duplicated in my firm's billing rates.

7. Included within **Exhibit 3** is a chart setting forth the hourly rates charged for lawyers and staff at my firm at the time the work was completed. Based on my knowledge and experience, the hourly rates charged by my firm are within the range of market rates charged by attorneys of equivalent experience, skill, and expertise. As a matter of firm policy, we do not discount our regular hourly rates for non-contingent hourly work. I have personal knowledge of the range of hourly rates typically charged by counsel in our field in New York, California, Florida, and elsewhere, both on a current basis and in the past. In determining my firm's hourly

rates from year to year, my partners and I have consciously taken market rates into account and have aligned our rates with the market.

8. Through my practice, I have become familiar with the non-contingent market rates charged by attorneys in New York, California, Florida, and elsewhere (my firm's offices are in New York City, Walnut Creek, California, and Miami, Florida). This familiarity has been obtained in several ways: (1) by litigating attorneys' fee applications; (2) by discussing fees with other attorneys; (3) by obtaining declarations regarding prevailing market rates filed by other attorneys seeking fees; and (4) by reviewing attorneys' fee applications and awards in other cases, as well as surveys and articles on attorney's fees in the legal newspapers and treatises. The information I have gathered shows that my firm's rates are in line with the non-contingent market rates charged by attorneys of reasonably comparable experience, skill, and reputation for reasonably comparable class action work. In fact, comparable hourly rates have been found reasonable by various courts for reasonably comparable services, including:

- i. *Ford v. Takeda Pharmaceuticals U.S.A., Inc.*, 2023 WL 3679031, at \*2 (D. Mass. Mar. 31, 2023), approving partner/senior associate rates between \$840-\$1,370 and associate rates of \$635.
- ii. *Rapuno v. Trustees of Dartmouth Coll.*, 2020 WL 3965784, at \*4 (D.N.H. July 10, 2020), approving partner rates up to \$1,200 and associate rates up to \$475.
- iii. *Dover v. British Airways, PLC*, No. 12-cv-05567-RJD-CLP, ECF No. 321 (E.D.N.Y. Oct. 9, 2018), approving partner rates up to \$875.
- iv. *Pearlman v. Cablevision Systems Corp.*, 2019 WL 3974358 (E.D.N.Y. Aug. 20, 2019), approving partner rates up to \$875.
- v. *Laydon v. Mizuho Bank, Ltd.*, No. 1:12-cv-03419-GBD, ECF No. 837 (S.D.N.Y. Dec. 7, 2017), approving partner rates of \$875 to \$975 and associate rates of \$325 to \$600.
- vi. *In re Credit Default Swaps Antitrust Litig.*, 2016 WL 2731524, at \*17 (S.D.N.Y. April 26, 2016), approving partner rates of \$834 to \$1,125 and associate rates of \$411 to \$714.

- vii. *In re Platinum & Palladium Commod. Litig.*, Slip Op. No. 10-cv-3617, 2015 U.S. Dist. LEXIS 98691, at \*13 (S.D.N.Y. July 7, 2015), approving billing rates of \$950 and \$905 per hour and referring to a recent National Law Journal survey yielding an average hourly partner billing rate of \$982 in New York.
- viii. *In re Bear Stearns Cos., Inc. Sec., Deriv., & ERISA Litig.*, Case No. 1:08-md-01963-RWS, 909 F. Supp. 2d 259, 271-72 (S.D.N.Y. 2012), approving fee award based on *hourly* rates ranging from \$275 to \$650 for associates and \$725 to \$975 for partners, as set forth in ECF No. 302-5.
- ix. *In re TFT-LCD (Flat Panel) Antitrust Litigation*, No. M 07 1827 SI, MDL, No. 1827 (N.D. Cal. 2013), an antitrust class action, in which the court found blended hourly rates of \$1000, \$950, \$861, \$825, \$820, and \$750 per hour reasonable for the lead class counsel.
- x. *Williams v. H&R Block Enterprises, Inc.*, Alameda County Superior Ct. No. RG08366506, Order of Final Approval and Judgment filed November 8, 2012, a wage and hour class action, in which the court found the hourly rates of \$785, \$775, and \$750 reasonable for the more senior class counsel.
- xi. *Luquetta v. The Regents of the Univ. of California*, San Francisco Superior Ct. No. CGC-05-443007, Order Granting Plaintiffs' Motion for Common Fund Attorneys' Fees and Expenses, filed October 31, 2012, a class action to recover tuition overcharges, in which the court found the hourly rates of \$850, \$785, \$750, and \$700 reasonable for Plaintiffs' more experienced counsel.
- xii. *Pierce v. County of Orange*, 905 F. Supp. 2d 1017 (C.D. Cal. 2012), a civil rights class action brought by pre-trial detainees, in which the court approved a lodestar-based, *inter alia*, on 2011 rates of \$850 and \$825 per hour.
- xiii. *Holloway et. al. v. Best Buy Co., Inc.*, No. 05-5056 PJH (N.D. Cal. 2011) (Order dated November 9, 2011), a class action alleging that Best Buy discriminated against female, African American and Latino employees by denying them promotions and lucrative sales positions, in which the court approved lodestar-based rates of up to \$825 per hour.
- xiv. *Californians for Disability Rights, Inc., et al. v. California Department of Transportation, et al.*, 2010 U.S. Dist. LEXIS 141030 (N.D. Cal. 2010), adopted by Order Accepting Report and Recommendation filed February 2, 2011, a class action in which the court found reasonable 2010 hourly rates of up to \$835 per hour.
- xv. *Credit/Debit Card Tying Cases*, San Francisco County Superior Court, JCCP No. 4335, Order Granting Plaintiffs' Motion for Attorneys' Fees, Expenses, and Incentive Awards, filed August 23, 2010, an antitrust class action, in which the

court, before applying a 2.0 lodestar multiplier, found reasonable 2010 hourly rates of \$975 for a 43-year attorney, \$950 for a 46-year attorney, \$850 for 32 and 38 year attorneys, \$825 for a 35-year attorney, \$740 for a 26-year attorney, \$610 for a 13-year attorney, and \$600 for a 9-year attorney, and \$485 for a 5-year attorney.

- xvi. *Savaglio, et al. v. WalMart*, Alameda County Superior Court No. C-835687-7, Order Granting Class Counsel’s Motion for Attorneys’ Fees, filed September 10, 2010, a wage and hour class action, in which the court found reasonable, before applying a 2.36 multiplier, rates of up to \$875 per hour for a 51-year attorney, \$750 for a 39-year attorney, and \$775 for a 33-year attorney.
- xvii. *Qualcomm, Inc. v. Broadcom, Inc.*, Case No. 05-CV-1958-B, 2008 WL 2705161 (S.D. Cal. 2008), in which the court found the 2007 hourly rates requested by Wilmer Cutler, Pickering, Hale & Dorr LLP reasonable; those rates ranged from \$45 to \$300 for staff and paralegals, from \$275 to \$505 for associates and counsel, and from \$435 to \$850 for partners.

9. The reasonableness of my firm’s hourly rates is also supported by several surveys of legal rates, including the following:

- i. In an article entitled “On Sale: The \$1,150-Per Hour Lawyer,” written by Jennifer Smith and published in the Wall Street Journal on April 9, 2013, the author describes the rapidly growing number of lawyers billing at \$1,150 or more revealed in public filings and major surveys. The article also notes that in the first quarter of 2013, the 50 top-grossing law firms billed their partners at an average rate between \$879 and \$882 per hour. A true and correct copy of this article is attached hereto as **Exhibit 5**.
- ii. In an article published April 16, 2012, the Am Law Daily described the 2012 Real Rate Report, an analysis of \$7.6 billion in legal bills paid by corporations over a five-year period ending in December 2011. A true and correct copy of that article is attached hereto as **Exhibit 6**. That article confirms that the rates charged by experienced and well-qualified attorneys have continued to rise over this five-year period, particularly in large urban areas like the San Francisco Bay Area. It also shows, for example that the top quartile of lawyers bill at an average of “just under \$900 per hour.”
- iii. Similarly, on February 25, 2011, the Wall Street Journal published an on-line article entitled “Top Billers.” A true and correct copy of that article is attached hereto as **Exhibit 7**. That article listed the 2010 and/or 2009 hourly rates for more than 125 attorneys, in a variety of practice areas and cases, who charged \$1,000 per hour or more. Indeed, the article specifically lists *eleven* (11) Gibson Dunn & Crutcher attorneys billing at \$1,000 per hour or more.

- iv. On February 22, 2011, the ALM's Daily Report listed the 2006-2009 hourly rates of numerous San Francisco attorneys. A true and correct copy of that article is attached hereto as **Exhibit 8**. Even though rates have increased significantly since that time, my firm's rates are well within the range of rates shown in this survey.
  - v. The Westlaw CourtExpress Legal Billing Reports for May, August, and December 2009 (attached hereto as **Exhibit 9**) show that as far back as 2009, attorneys with as little as 19 years of experience were charging \$800 per hour or more, and that the rates requested here are well within the range of those reported. Again, current rates are significantly higher.
  - vi. The National Law Journal's December 2010, nationwide sampling of law firm billing rates (attached hereto as **Exhibit 10**) lists 32 firms whose highest rate was \$800 per hour or more, eleven firms whose highest rate was \$900 per hour or more, and three firms whose highest rate was \$1,000 per hour or more.
  - vii. On December 16, 2009, The American Lawyer published an online article entitled "Bankruptcy Rates Top \$1,000 in 2008-2009." That article is attached hereto as **Exhibit 11**. In addition to reporting that several attorneys had charged rates of \$1,000 or more in bankruptcy filings in Delaware and the Southern District of New York, the article also listed 18 firms that charged median partner rates of from \$625 to \$980 per hour.
  - viii. According to the National Law Journal's 2014 Law Firm Billing Survey, law firms with their largest office in New York have average partner and associate billing rates of \$882 and \$520, respectively. Karen Sloan, *\$1,000 Per Hour Isn't Rare Anymore; Nominal Billing Levels Rise, But Discounts Ease Blow*, National Law Journal, Jan. 13, 2014. The survey also shows that it is common for legal fees for partners in New York firms to exceed \$1,000 an hour. *Id.* A true and correct copy of this survey is attached hereto as **Exhibit 12**.
10. Given my firm's unique experience and track record of success, my hourly rate is set at \$725. My firm's rates have been deemed reasonable by Courts across the country, including in New York, California, Michigan, Illinois, Missouri, and New Jersey for example:
- i. *Russett v. Northwestern Mutual Life Insurance Co.*, Case No. 19-cv-07414, S.D.N.Y. (Oct. 6, 2020 Final Judgment And Order Of Dismissal With Prejudice).
  - ii. *Edwards v. Hearst Communications, Inc.*, Case No. 15-cv-09279, S.D.N.Y. (Apr. 24, 2019 Final Judgment And Order Of Dismissal With Prejudice).
  - iii. *Taylor v. Trusted Media Brands, Inc.*, Case No. 16-cv-01812, S.D.N.Y. (Feb. 1, 2018 Final Judgment And Order Of Dismissal With Prejudice).

- iv. *Rodriguez v. CitiMortgage, Inc.*, Case No. 11-cv-4718, S.D.N.Y. (Oct. 6, 2015), the court concluded during the fairness hearing that Bursor & Fisher’s rates for two of its partners, Joseph Marchese and Scott Bursor, were “reasonable.”
- v. *Perez v. Rash Curtis & Associates*, 2020 WL 1904533, at \*20 (N.D. Cal. Apr. 17, 2020) (concluding that “blended rate of \$634.48 is within the reasonable range of rates”).
- vi. *In re Haier Freezer Consumer Litig.*, Case No. C11-02911 EJD, N.D. Cal. (Oct. 25, 2013 Final Judgment And Order Granting Plaintiffs’ Motion For Final Approval Of Class Action Settlement And For Award Of Attorneys’ Fees, Costs And Incentive Awards).
- vii. *Kokoszki v. Playboy Enterprises, Inc.*, Case No. 19-cv-10302, E.D. Mich. (Aug. 19, 2020 Final Judgment And Order Of Dismissal With Prejudice).
- viii. *Moeller v. American Media, Inc.*, Case No. 16-cv-11367, E.D. Mich. (Sept. 28, 2017 Order And Judgment Of Dismissal With Prejudice).
- ix. *In re Michaels Stores Pin Pad Litigation*, Case No. 11-cv-03350, N.D. Ill. (Apr. 17, 2013 Order Approving Settlement).
- x. *In re Blue Buffalo Company, Ltd. Marketing and Sales Practices Litigation*, Case No. 14-md-02562, E.D. Mo. (June 16, 2016 Order Awarding Fees And Costs).
- xi. *Rossi v. The Procter & Gamble Co.*, Case No. 11-7238, D.N.J. (Oct. 3, 2013 Final Approval Order And Judgment).

11. No court has ever cut my firm’s fee application by a single dollar on the ground that our hourly rates were not reasonable.

I declare under penalty of perjury that the above and foregoing is true and accurate.

Executed this 8th day of August, 2023 at New York, New York.

/s Philip L. Fraietta

Philip L. Fraietta





<b>Boston Globe Pixel VPPA Lodestar through 8/7/23</b>			
<b>ATTY</b>	<b>HOURS</b>	<b>RATE</b>	<b>TOTAL</b>
JDA	92.7	\$ 900.00	\$83,430.00
VAS	5.2	\$ 875.00	\$4,550.00
PLF	99.4	\$ 725.00	\$72,065.00
CRR	156.6	\$ 375.00	\$58,725.00
ACP	7.4	\$ 325.00	\$2,405.00
ASB	8.0	\$ 325.00	\$2,600.00
EAH	1.3	\$ 325.00	\$422.50
JGM	2.8	\$ 300.00	\$840.00
SG	10.6	\$ 275.00	\$2,915.00
EMK	0.6	\$ 275.00	\$165.00
	384.6		\$228,117.50
		Expenses:	\$8,619.15
		<b>Total:</b>	<b>\$236,736.65</b>

**B&F HOURLY RATES**

(As of 3/29/2023)

**2023**

<b>Timekeeper (Class Year) (Title)</b>	<b>2022 Rate</b>
Scott A. Bursor (1997) (Partner)	\$1,000
L. Timothy Fisher (1997) (Partner)	\$1,000
Joseph I. Marchese (2002) (Partner)	\$975
Joel D. Smith (2006) (Partner)	\$925
Josh D. Arisohn (2007) (Partner)	\$900
Sarah N. Westcot (2009) (Partner)	\$850
Neal J. Deckant (2011) (Partner)	\$800
Yitz Z. Kopel (2012) (Partner)	\$775
Yeremey O. Krivoshey (2013) (Partner)	\$750
Frederick J. Klorczyk (2013) (Partner)	\$750
Philip L. Fraietta (2014) (Partner)	\$725
Alec M. Leslie (2016) (Partner)	\$675
Jennifer S. Rosenberg (1985) (Senior Staff Attorney)	\$875
Victoria Sheehy (2003) (Senior Staff Attorney)	\$875
Stephen A. Beck (2018) (Associate)	\$425
Stefan Bogdanovich (2018) (Associate)	\$425
Brittany S. Scott (2019) (Associate)	\$400
Max S. Roberts (2019) (Associate)	\$400
Matthew A. Girardi (2020) (Associate)	\$375
Julian C. Diamond (2020) (Associate)	\$375
Julia K. Venditti (2020) (Associate)	\$375
Christopher Reilly (2020) (Associate)	\$375
Christina Ramsey (2021) (Staff Attorney)	\$350
Jenna L. Gavenman (2022) (Associate)	\$325
Emily A. Horne (2022) (Associate)	\$325
Ira Rosenberg (2022) (Associate)	\$325
Luke Sironski-White (2022) (Associate)	\$325
Jonathan L. Wolloch (2022) (Associate)	\$325
Debbie L. Schroeder (Senior Litigation Support Specialist)	\$300
Rebecca S. Richter (Senior Litigation Support Specialist)	\$300
J. Georgina McCulloch (Senior Litigation Support Specialist)	\$300
Molly C. Sasseen (Senior Litigation Support Specialist)	\$300
Steven E. Riley (Senior Litigation Support Specialist)	\$300
Alicia M. Winfield (Senior Litigation Support Specialist)	\$300
Kasey Gibbons (Senior Litigation Support Specialist)	\$300
Judy Fontanilla (Litigation Support Specialist)	\$275
Alex Riggsby (Litigation Support Specialist)	\$275
Fahima Ahmed (Litigation Support Specialist)	\$275

Penelope D. Feliz (Litigation Support Specialist)	\$275
Hannah Grunden (Litigation Support Specialist)	\$275
Emily Knepler (Litigation Support Specialist)	\$275
Gonzalo Nunez Lopez (Litigation Support Specialist)	\$275
Alex J. Riggsby (Litigation Support Specialist)	\$275
Cesar A. Zamudio (Litigation Support Specialist)	\$275
Reet K. Atwal (Litigation Support Specialist)	\$275
Jade A. Greer (Litigation Support Specialist)	\$275
Marcella S. Taylor (Litigation Support Specialist)	\$275
Jessica A. Kelley (Litigation Support Specialist)	\$275
Baylee C. Schuldt (Litigation Support Specialist)	\$275

DATE	MATTER	ATTY	DESCRIPTION	TIME	RATE	AMOUNT
2021.06.21	Boston Globe Pixel VPPA	CRR	Researching VPPA caselaw	1.2	\$375.00	\$450.00
2021.06.22	Boston Globe Pixel VPPA	CRR	Researching Facebook Pixel and reading relevant caselaw	4.0	\$375.00	\$1,500.00
2021.07.15	Boston Globe Pixel VPPA	CRR	Researching case theory	6.8	\$375.00	\$2,550.00
2021.07.23	Boston Globe Pixel VPPA	CRR	Drafting Tracking Pixel VPPA research memo	9.1	\$375.00	\$3,412.50
2021.07.26	Boston Globe Pixel VPPA	CRR	Finalizing "knowing" aspect of Facebook Tracking Pixel VPPA	2.7	\$375.00	\$1,012.50
2021.07.27	Boston Globe Pixel VPPA	CRR	Finalizing VPPA memo (2.60); Finalizing and sending VPPA memo (.2)	2.8	\$375.00	\$1,050.00
2021.07.28	Boston Globe Pixel VPPA	CRR	Researching Facebook Pixel functionality, re - VPPA	0.8	\$375.00	\$300.00
2021.07.28	Boston Globe Pixel VPPA	PLF	Analyze memo re Facebook Tracking Pixel and applicability to VPPA (2.3)	2.3	\$725.00	\$1,667.50
2021.07.29	Boston Globe Pixel VPPA	CRR	Conferring w/ JDA & PLF re Pixel VPPA memo	0.4	\$375.00	\$150.00
2021.07.29	Boston Globe Pixel VPPA	PLF	Confer with JDA and CRR re Pixel VPPA Memo (0.4)	0.4	\$725.00	\$290.00
2021.07.30	Boston Globe Pixel VPPA	PLF	Additional legal research re VPPA (1.3)	1.3	\$725.00	\$942.50
2021.08.05	Boston Globe Pixel VPPA	CRR	Sending email re Pixel VPPA	0.1	\$375.00	\$37.50
2021.09.22	Boston Globe Pixel VPPA	CRR	Reading app equivalent of FB tracking pixel	0.1	\$375.00	\$37.50
2021.10.05	Boston Globe Pixel VPPA	CRR	Conferring w/ JDA re Pixel campaign	0.1	\$375.00	\$37.50
2021.12.17	Boston Globe Pixel VPPA	CRR	FB Tracking Pixel research	3.0	\$375.00	\$1,125.00
2021.12.18	Boston Globe Pixel VPPA	CRR	FB Tracking Pixel research	0.6	\$375.00	\$225.00
2021.12.19	Boston Globe Pixel VPPA	CRR	Drafting complaint	4.1	\$375.00	\$1,537.50
2021.12.20	Boston Globe Pixel VPPA	CRR	Conferring, re - strategy	0.4	\$375.00	\$150.00
2021.12.20	Boston Globe Pixel VPPA	PLF	Confer with CRR and JDA re complaint strategy (0.4)	0.4	\$725.00	\$290.00
2022.01.05	Boston Globe Pixel VPPA	CRR	Researching Facebook ID PII question (1.3); Calling client and researching PII question re same (2.0); Researching PII question re same (0.6); Conferring w/ PLF & JDA, re - complaint drafting (.6)	4.5	\$375.00	\$1,687.50
2022.01.05	Boston Globe Pixel VPPA	PLF	Confer with CRR and JDA re complaint drafting and status of same (0.6)	0.6	\$725.00	\$435.00
2022.01.13	Boston Globe Pixel VPPA	SG	Calls with interested putative class members	1.5	\$275.00	\$412.50
2022.01.14	Boston Globe Pixel VPPA	CRR	Researching VPPA subscriber	3.4	\$375.00	\$1,275.00
2022.01.14	Boston Globe Pixel VPPA	JDA	Research proper venue (0.7); Research VPPA cases (5.5)	6.2	\$900.00	\$5,580.00
2022.01.18	Boston Globe Pixel VPPA	CRR	Researching for complaint	3.6	\$375.00	\$1,350.00
2022.01.18	Boston Globe Pixel VPPA	SG	Calls with interested putative class members	2.4	\$275.00	\$660.00
2022.01.19	Boston Globe Pixel VPPA	SG	Calls with interested putative class members	1.7	\$275.00	\$467.50
2022.01.20	Boston Globe Pixel VPPA	SG	Calls with interested putative class members	2.0	\$275.00	\$550.00
2022.01.21	Boston Globe Pixel VPPA	SG	Calls with interested putative class members	2.0	\$275.00	\$550.00
2022.01.22	Boston Globe Pixel VPPA	SG	Calls with interested putative class members	1.0	\$275.00	\$275.00
2022.01.24	Boston Globe Pixel VPPA	JDA	Discuss claims with C. Riley	0.5	\$900.00	\$450.00
2022.01.25	Boston Globe Pixel VPPA	CRR	Wiretapping - FB Pixel PSI	2.5	\$375.00	\$937.50
2022.01.26	Boston Globe Pixel VPPA	CRR	Draft complaint (7.3); Wiretapping - FB Pixel PSI (1.6)	8.9	\$375.00	\$3,337.50
2022.01.27	Boston Globe Pixel VPPA	CRR	Drafting complaint	1.2	\$375.00	\$450.00
2022.01.27	Boston Globe Pixel VPPA	JDA	Revise complaint (6.2); Call with team (0.8); Review memo on Boston Globe pixel investigation (2.2); Research videos and Facebook Pixel on bostonglobe.com (5.1)	14.3	\$900.00	\$12,870.00
2022.01.27	Boston Globe Pixel VPPA	PLF	Review/revise draft complaint (2.7)	2.7	\$725.00	\$1,957.50
2022.01.28	Boston Globe Pixel VPPA	CRR	Editing complaint	1.3	\$375.00	\$487.50
2022.01.31	Boston Globe Pixel VPPA	JDA	Email local counsel	0.2	\$900.00	\$180.00
2022.02.01	Boston Globe Pixel VPPA	CRR	Finalizing complaint	2.5	\$375.00	\$937.50
2022.02.01	Boston Globe Pixel VPPA	JDA	Draft joint prosecution agreement	0.5	\$900.00	\$450.00
2022.02.03	Boston Globe Pixel VPPA	CRR	Finalizing complaint	2.4	\$375.00	\$900.00
2022.02.03	Boston Globe Pixel VPPA	JDA	Discuss case with potential consulting expert	0.8	\$900.00	\$720.00
2022.02.04	Boston Globe Pixel VPPA	CRR	Finalizing and filing complaint	2.7	\$375.00	\$1,012.50
2022.02.07	Boston Globe Pixel VPPA	JDA	Discuss case with consulting expert (1.30); Oversee and monitor filing (0.3)	1.6	\$900.00	\$1,440.00
2022.02.07	Boston Globe Pixel VPPA	JGM	Serve Complaint (0.4)	0.4	\$300.00	\$120.00
2022.02.21	Boston Globe Pixel VPPA	CRR	Call w/ defense counsel	0.5	\$375.00	\$187.50

2022.02.23	Boston Globe Pixel VPPA	PLF	Introductory call with defense counsel (0.5)	0.5	\$725.00	\$362.50
2022.02.28	Boston Globe Pixel VPPA	JGM	Save Doc to Box - Proof of Service, 1 file (0.1); Finalize - Certification for PLF, JDA & CRR PHV App for Boston Globe - Local Counsel (0.8)	0.9	\$300.00	\$270.00
2022.03.01	Boston Globe Pixel VPPA	JDA	Review PHV application (0.2); Discuss case with team (0.3)	0.5	\$900.00	\$450.00
2022.03.01	Boston Globe Pixel VPPA	JGM	Email Local Counsel w/ PHV Applications, Issue & Mail Check	0.4	\$300.00	\$120.00
2022.03.02	Boston Globe Pixel VPPA	JGM	E-Register for Filing - CRR, JDA & PLF	0.3	\$300.00	\$90.00
2022.03.21	Boston Globe Pixel VPPA	PLF	Confer with JDA re scheduling meeting with defense counsel (0.3)	0.3	\$725.00	\$217.50
2022.04.08	Boston Globe Pixel VPPA	CRR	FRE 408 presentation (1.0); Follow up research, re- same (.4)	1.4	\$375.00	\$525.00
2022.04.08	Boston Globe Pixel VPPA	PLF	Settlement meeting with defense counsel (1.0)	1.0	\$725.00	\$725.00
2022.04.14	Boston Globe Pixel VPPA	PLF	Call with defense counsel re settlement prospects (0.4)	0.4	\$725.00	\$290.00
2022.04.15	Boston Globe Pixel VPPA	JDA	Discuss case with P. Fraietta	0.4	\$900.00	\$360.00
2022.04.15	Boston Globe Pixel VPPA	PLF	Discuss case with JDA including litigation and settlement strategy (0.4)	0.4	\$725.00	\$290.00
2022.04.18	Boston Globe Pixel VPPA	JDA	Discuss case with P. Fraietta	0.3	\$900.00	\$270.00
2022.04.18	Boston Globe Pixel VPPA	PLF	Call with defense counsel re settlement (0.3); Debrief with JDA re same (0.3)	0.6	\$725.00	\$435.00
2022.04.26	Boston Globe Pixel VPPA	CRR	Researching automatic tracking parameter allegations, re - FAC	4.8	\$375.00	\$1,800.00
2022.04.27	Boston Globe Pixel VPPA	CRR	Continune researching automatic tracking parameter allegations, re - FAC	1.0	\$375.00	\$375.00
2022.04.29	Boston Globe Pixel VPPA	JDA	Review MTD (2.2); Research re MTD (0.9)	3.0	\$900.00	\$2,700.00
2022.05.02	Boston Globe Pixel VPPA	CRR	Conferring w/ PLF, re - amendment	0.2	\$375.00	\$75.00
2022.05.02	Boston Globe Pixel VPPA	PLF	Analyze MTD (1.3); Confer with CRR re amending complaint (0.2)	1.5	\$725.00	\$1,087.50
2022.05.04	Boston Globe Pixel VPPA	CRR	Researching amendment allegations	2.2	\$375.00	\$825.00
2022.05.06	Boston Globe Pixel VPPA	CRR	Amending complaint	2.4	\$375.00	\$900.00
2022.05.06	Boston Globe Pixel VPPA	CRR	Amending complaint	5.0	\$375.00	\$1,875.00
2022.05.09	Boston Globe Pixel VPPA	CRR	Amending the complaint (7.8); Drafting joint motion to extend (0.8)	8.6	\$375.00	\$3,225.00
2022.05.09	Boston Globe Pixel VPPA	PLF	Email to defense counsel re intent to amend (0.2)	0.2	\$725.00	\$145.00
2022.05.10	Boston Globe Pixel VPPA	CRR	Finalizing draft FAC	3.3	\$375.00	\$1,237.50
2022.05.10	Boston Globe Pixel VPPA	JDA	Review draft FAC	0.6	\$900.00	\$540.00
2022.05.10	Boston Globe Pixel VPPA	PLF	Review/revise draft amended complaint (1.8)	1.8	\$725.00	\$1,305.00
2022.05.20	Boston Globe Pixel VPPA	CRR	Finalizing FAC	1.6	\$375.00	\$600.00
2022.05.20	Boston Globe Pixel VPPA	JDA	Review draft FAC	0.2	\$900.00	\$180.00
2022.06.22	Boston Globe Pixel VPPA	ACP	Read through MTD (1.2); brief on project from CRR (.4); began research for section A (2.8)	4.4	\$325.00	\$1,430.00
2022.06.22	Boston Globe Pixel VPPA	CRR	Drafting email to summers w/ assignment for MTD (0.3); Researching MTD Opp (0.5)	0.8	\$375.00	\$300.00
2022.06.24	Boston Globe Pixel VPPA	ASB	Meet with CRR and go over research plan for section B of MDD	1.3	\$325.00	\$422.50
2022.06.27	Boston Globe Pixel VPPA	ACP	1A research for MTD Opp	1.4	\$325.00	\$455.00
2022.06.27	Boston Globe Pixel VPPA	ASB	Research background VPPA, begin case law research	6.7	\$325.00	\$2,177.50
2022.06.28	Boston Globe Pixel VPPA	ACP	Drafting memorandum for MTD Opp	1.6	\$325.00	\$520.00
2022.07.08	Boston Globe Pixel VPPA	CRR	Drafting MTD Opp	3.3	\$375.00	\$1,237.50
2022.07.11	Boston Globe Pixel VPPA	CRR	Drafting MTD Opp	10.5	\$375.00	\$3,937.50
2022.07.12	Boston Globe Pixel VPPA	CRR	Drafting MTD Opp	1.7	\$375.00	\$637.50
2022.07.13	Boston Globe Pixel VPPA	CRR	Drafting MTD Opp	11.5	\$375.00	\$4,312.50
2022.07.14	Boston Globe Pixel VPPA	CRR	Reviewing and revising MTD Opp	3.7	\$375.00	\$1,387.50
2022.07.14	Boston Globe Pixel VPPA	JDA	Review MTD (2.7); Review and revise opposition to MTD (5.9); Review updated opposition to MTD FAC (0.3); Conduct legal research for opposition to MTD FAC (4.2)	13.1	\$900.00	\$11,790.00
2022.07.14	Boston Globe Pixel VPPA	PLF	Review and revise draft MTD Opp (3.0)	3.0	\$725.00	\$2,175.00
2022.07.15	Boston Globe Pixel VPPA	CRR	Reviewing and revising MTD Opp	0.9	\$375.00	\$337.50
2022.07.18	Boston Globe Pixel VPPA	PLF	Finalize MTD Opp (2.3)	2.3	\$725.00	\$1,667.50
2022.07.19	Boston Globe Pixel VPPA	CRR	Finalizing MTD Opp	1.2	\$375.00	\$450.00
2022.07.19	Boston Globe Pixel VPPA	JGM	Finalize - MTD Opp (0.8)	0.8	\$300.00	\$240.00
2022.08.17	Boston Globe Pixel VPPA	CRR	Analyzing reply brief	1.1	\$375.00	\$412.50
2022.08.17	Boston Globe Pixel VPPA	JDA	Review MTD reply	0.6	\$900.00	\$540.00
2022.08.17	Boston Globe Pixel VPPA	PLF	Analyze D reply brief (0.7)	0.7	\$725.00	\$507.50

2022.09.14	Boston Globe Pixel VPPA	JDA	Review supplemental authority	0.3	\$900.00	\$270.00
2022.09.14	Boston Globe Pixel VPPA	PLF	Analyze D's notice of supp authority and NFL decision cited therein (1.0)	1.0	\$725.00	\$725.00
2022.09.19	Boston Globe Pixel VPPA	JDA	Review scheduling order	0.3	\$900.00	\$270.00
2022.09.20	Boston Globe Pixel VPPA	PLF	Analyze MTD order and develop strategy for next steps in case (1.2)	1.2	\$725.00	\$870.00
2022.09.22	Boston Globe Pixel VPPA	CRR	Call w/ David Ambrose, re- MTD order	0.1	\$375.00	\$37.50
2022.09.29	Boston Globe Pixel VPPA	CRR	Call w/ PLF, re - Rule 408 settlement call	0.3	\$375.00	\$112.50
2022.09.29	Boston Globe Pixel VPPA	PLF	Settlement call with defense counsel (0.5); Discuss same and next steps with CRR (0.3)	0.8	\$725.00	\$580.00
2022.09.30	Boston Globe Pixel VPPA	EMK	Saved Doc to Box- Assented to Motion (3 Files)	0.1	\$275.00	\$27.50
2022.10.07	Boston Globe Pixel VPPA	JDA	Attend call with expert	0.6	\$900.00	\$540.00
2022.10.11	Boston Globe Pixel VPPA	JDA	Attend call with expert	0.3	\$900.00	\$270.00
2022.10.12	Boston Globe Pixel VPPA	JDA	Review Answer	0.5	\$900.00	\$450.00
2022.10.22	Boston Globe Pixel VPPA	JDA	Attend call with expert	0.7	\$900.00	\$630.00
2022.10.28	Boston Globe Pixel VPPA	CRR	Meeting w/ expert, re - advanced matching parameters	0.5	\$375.00	\$187.50
2022.10.28	Boston Globe Pixel VPPA	JDA	Review initial disclosures and discuss with team	0.5	\$900.00	\$450.00
2022.10.28	Boston Globe Pixel VPPA	PLF	Review D's initial disclosures (0.3); Review P's draft of same (0.2)	0.5	\$725.00	\$362.50
2022.10.31	Boston Globe Pixel VPPA	JDA	Attend call with expert	0.2	\$900.00	\$180.00
2022.11.02	Boston Globe Pixel VPPA	CRR	Scheduling 26(f) conference	0.2	\$375.00	\$75.00
2022.11.02	Boston Globe Pixel VPPA	JDA	Review insurance policy	0.7	\$900.00	\$630.00
2022.11.03	Boston Globe Pixel VPPA	CRR	Drafting discovery requests (3.3); 26(f) conference (0.5)	3.8	\$375.00	\$1,425.00
2022.11.04	Boston Globe Pixel VPPA	JDA	Attend 26(f) conference (.2); Review and revise draft discovery (3.6); Review and revise draft discovery requests (1.9)	5.7	\$900.00	\$5,130.00
2022.11.04	Boston Globe Pixel VPPA	PLF	Prep for and attend Rule 26(f) conference (0.5); Confer with team re settlement strategy in light of same (0.3)	0.8	\$725.00	\$580.00
2022.11.07	Boston Globe Pixel VPPA	CRR	Meeting with expert (1); Editing discovery requests (0.5); Finalizing and serving discovery (1.1)	2.6	\$375.00	\$975.00
2022.11.07	Boston Globe Pixel VPPA	JDA	Meet with expert	0.6	\$900.00	\$540.00
2022.11.07	Boston Globe Pixel VPPA	PLF	Meeting with expert witness (1.0)	1.0	\$725.00	\$725.00
2022.11.09	Boston Globe Pixel VPPA	PLF	Attention to settlement structure potentials (1.0)	1.0	\$725.00	\$725.00
2022.11.11	Boston Globe Pixel VPPA	JDA	Call with defendant re settlement potential (0.5)	0.5	\$900.00	\$450.00
2022.11.11	Boston Globe Pixel VPPA	PLF	Call with defense counsel re settlement potential (0.5)	0.5	\$725.00	\$362.50
2022.11.22	Boston Globe Pixel VPPA	CRR	Conferring w/ PLF re discovery strategy	0.6	\$375.00	\$225.00
2022.11.22	Boston Globe Pixel VPPA	PLF	Confer with CRR re discovery strategy (0.6)	0.6	\$725.00	\$435.00
2022.11.28	Boston Globe Pixel VPPA	JDA	Review Defendant's discovery requests	0.6	\$900.00	\$540.00
2022.11.29	Boston Globe Pixel VPPA	PLF	Analyze D's discovery requests and confer with CRR re responding to same (1.5)	1.5	\$725.00	\$1,087.50
2022.12.07	Boston Globe Pixel VPPA	JDA	Review Defendant's discovery responses and production	1.6	\$900.00	\$1,440.00
2022.12.08	Boston Globe Pixel VPPA	PLF	Analyze D's discovery responses and flag deficiencies (1.2)	1.2	\$725.00	\$870.00
2022.12.12	Boston Globe Pixel VPPA	CRR	Reviewing discovery production	0.4	\$375.00	\$150.00
2022.12.12	Boston Globe Pixel VPPA	JDA	Draft demand letter (2.9); Draft term sheet (1.40)	4.3	\$900.00	\$3,870.00
2022.12.12	Boston Globe Pixel VPPA	PLF	Review/revise settlement letter (1.8)	1.8	\$725.00	\$1,305.00
2022.12.15	Boston Globe Pixel VPPA	CRR	Drafting meet and confer letter	1.2	\$375.00	\$450.00
2022.12.15	Boston Globe Pixel VPPA	JDA	Review meet and confer letter	0.8	\$900.00	\$720.00
2022.12.15	Boston Globe Pixel VPPA	PLF	Review document production (0.7); Review and revise draft discovery dispute letter (0.5)	1.2	\$725.00	\$870.00
2022.12.16	Boston Globe Pixel VPPA	CRR	Finalizing and circulating disco dispute letter	0.9	\$375.00	\$337.50
2022.12.16	Boston Globe Pixel VPPA	PLF	Confer with JDA re mediation proposal (1.0)	1.0	\$725.00	\$725.00
2022.12.19	Boston Globe Pixel VPPA	CRR	Call w/ opposing counsel	0.2	\$375.00	\$75.00
2022.12.19	Boston Globe Pixel VPPA	PLF	Call with defense counsel re mediator selection (0.3)	0.3	\$725.00	\$217.50
2023.01.18	Boston Globe Pixel VPPA	JDA	Review Defendant's amended initial disclosures	0.3	\$900.00	\$270.00
2023.01.23	Boston Globe Pixel VPPA	PLF	Email defense counsel re mediation scheduling (0.3)	0.3	\$725.00	\$217.50
2023.01.24	Boston Globe Pixel VPPA	JDA	Research Facebook Tracking Pixel technology with attention to class cert	7.3	\$900.00	\$6,570.00
2023.01.26	Boston Globe Pixel VPPA	JDA	Call with Judge Maas	0.3	\$900.00	\$270.00

2023.01.26	Boston Globe Pixel VPPA	PLF	Conf. call with Judge Maas and defense counsel (0.8); Conf. call with Judge Maas (0.5); Draft revised settlement demand (1.5)	2.8	\$725.00	\$2,030.00
2023.01.31	Boston Globe Pixel VPPA	PLF	Draft mediation statement (4.8)	4.8	\$725.00	\$3,480.00
2023.02.01	Boston Globe Pixel VPPA	CRR	Reviewing mediation statement	0.3	\$375.00	\$112.50
2023.02.01	Boston Globe Pixel VPPA	JDA	Review and revise mediation statement	2.4	\$900.00	\$2,160.00
2023.02.02	Boston Globe Pixel VPPA	PLF	Revise mediation statement (2.3)	2.3	\$725.00	\$1,667.50
2023.02.03	Boston Globe Pixel VPPA	JDA	Review Defendant's mediation statement	1.4	\$900.00	\$1,260.00
2023.02.03	Boston Globe Pixel VPPA	PLF	Finalize and submit mediation statement (2.5)	2.5	\$725.00	\$1,812.50
2023.02.06	Boston Globe Pixel VPPA	CRR	Conferring, re - mediation (0.2); Reviewing mediation statement (0.4); Calling client, re - mediation (0.5); Conferring w/ PLF, re - mediation prep (0.4)	1.5	\$375.00	\$562.50
2023.02.06	Boston Globe Pixel VPPA	PLF	Prep for mediation (2.0)	2.0	\$725.00	\$1,450.00
2023.02.07	Boston Globe Pixel VPPA	CRR	Call w/ Judge Maas (0.5); Conferring w/ PLF, re - mediation strategy (1)	1.5	\$375.00	\$562.50
2023.02.07	Boston Globe Pixel VPPA	JDA	Prepare for mediation	3.6	\$900.00	\$3,240.00
2023.02.07	Boston Globe Pixel VPPA	PLF	Calls with J. Maas re mediation prep and insurance situation (1.0); Prep for mediation and develop plan for insurance issues with team (2.0)	3.0	\$725.00	\$2,175.00
2023.02.08	Boston Globe Pixel VPPA	CRR	Mediation	5.7	\$375.00	\$2,137.50
2023.02.08	Boston Globe Pixel VPPA	JDA	Attend mediation (5.6); Review term sheets (0.5)	6.1	\$900.00	\$5,490.00
2023.02.08	Boston Globe Pixel VPPA	PLF	Mediation with Judge Maas (5.6); Draft settlement demands post-mediation (1.0)	6.6	\$725.00	\$4,785.00
2023.02.13	Boston Globe Pixel VPPA	PLF	Finalize joint status report (0.5)	0.5	\$725.00	\$362.50
2023.03.03	Boston Globe Pixel VPPA	PLF	Confer with Judge Maas re status of negotiations (0.4)	0.4	\$725.00	\$290.00
2023.03.10	Boston Globe Pixel VPPA	PLF	Attention to status of settlement discussions (0.5)	0.5	\$725.00	\$362.50
2023.03.13	Boston Globe Pixel VPPA	PLF	Finalize and submit joint status report (0.3)	0.3	\$725.00	\$217.50
2023.03.22	Boston Globe Pixel VPPA	PLF	Call re settlement status with J. Maas (0.5); Debrief with team re same (1.0)	1.5	\$725.00	\$1,087.50
2023.03.27	Boston Globe Pixel VPPA	PLF	Attention to settlement talks and multiple conferences with defense counsel (2.0); Finalize draft joint status (0.5)	2.5	\$725.00	\$1,812.50
2023.03.30	Boston Globe Pixel VPPA	PLF	Attention to settlement talks (0.5)	0.5	\$725.00	\$362.50
2023.03.31	Boston Globe Pixel VPPA	PLF	Finalize and execute term sheet (0.2); Draft notice of settlement (0.3)	0.5	\$725.00	\$362.50
2023.04.03	Boston Globe Pixel VPPA	PLF	Draft settlement agreement (2.1)	2.1	\$725.00	\$1,522.50
2023.04.04	Boston Globe Pixel VPPA	PLF	Draft settlement agreement (4.3)	4.3	\$725.00	\$3,117.50
2023.04.05	Boston Globe Pixel VPPA	EAH	Discussed Claim Form with PLF (0.2); Drafted Claim Form (1)	1.2	\$325.00	\$390.00
2023.04.05	Boston Globe Pixel VPPA	PLF	Draft exhibits to settlement agreement (2.0)	2.0	\$725.00	\$1,450.00
2023.04.06	Boston Globe Pixel VPPA	EAH	Finalized claim form (0.1)	0.1	\$325.00	\$32.50
2023.04.06	Boston Globe Pixel VPPA	JDA	Review settlement agreement and related documents	4.5	\$900.00	\$4,050.00
2023.04.06	Boston Globe Pixel VPPA	PLF	Finalize settlement agreement and circulate to defense counsel (0.3)	0.3	\$725.00	\$217.50
2023.04.18	Boston Globe Pixel VPPA	PLF	Calls with administrators re notice bids (1.0)	1.0	\$725.00	\$725.00
2023.04.19	Boston Globe Pixel VPPA	VAS	Make revisions to preliminary approval Memorandum of Law and conduct legal research.	3.5	\$875.00	\$3,062.50
2023.04.20	Boston Globe Pixel VPPA	PLF	Draft preliminary approval motion (5.2)	5.2	\$725.00	\$3,770.00
2023.04.20	Boston Globe Pixel VPPA	VAS	Make revisions to preliminary approval Memorandum of Law and conduct legal research.	1.7	\$875.00	\$1,487.50
2023.04.21	Boston Globe Pixel VPPA	JDA	Review preliminary approval motion	2.6	\$900.00	\$2,340.00
2023.04.26	Boston Globe Pixel VPPA	PLF	Analyze settlement administrator proposals (1.2)	1.2	\$725.00	\$870.00
2023.05.05	Boston Globe Pixel VPPA	JDA	Review settlement agreement edits	1.5	\$900.00	\$1,350.00
2023.05.05	Boston Globe Pixel VPPA	PLF	Analyze defense counsel suggested edits (2.0)	2.0	\$725.00	\$1,450.00
2023.05.15	Boston Globe Pixel VPPA	PLF	Revise draft settlement agreement per D's proposed edits (1.2)	1.2	\$725.00	\$870.00
2023.05.17	Boston Globe Pixel VPPA	CRR	Analyzing draft prelim motion	1.4	\$375.00	\$525.00
2023.05.18	Boston Globe Pixel VPPA	PLF	Finalize motion for preliminary approval (2.0)	2.0	\$725.00	\$1,450.00
2023.05.19	Boston Globe Pixel VPPA	PLF	Finalize preliminary approval motion (2.5)	2.5	\$725.00	\$1,812.50
2023.05.23	Boston Globe Pixel VPPA	PLF	Draft and provide proposed order to court (0.4)	0.4	\$725.00	\$290.00
2023.05.24	Boston Globe Pixel VPPA	PLF	Finalize and file amended settlement agreement (0.5)	0.5	\$725.00	\$362.50
2023.05.25	Boston Globe Pixel VPPA	EMK	Calendar deadlines in preliminary approval order	0.5	\$275.00	\$137.50
2023.05.26	Boston Globe Pixel VPPA	PLF	Call with settlement administrator re launch of notice program (0.5)	0.5	\$725.00	\$362.50
2023.05.30	Boston Globe Pixel VPPA	PLF	Call with defense counsel re settlement notice process (0.3)	0.3	\$725.00	\$217.50







<b>Bursor &amp; Fisher, P.A. - Boston Globe Pixel VPPA Expenses</b>			
		\$700.00	Filing Expenses
		\$383.00	Service of Process Expenses
		\$5,848.65	Mediation Expenses
		\$1,687.50	Expert Expenses
		<b>\$8,619.15</b>	<b>Total Boston Globe Pixel VPPA Expenses</b>
<b>Filing Expenses</b>			
<b>DATE</b>	<b>MATTER</b>	<b>AMOUNT</b>	<b>DESCRIPTION</b>
2022.03.01	Boston Globe Pixel VPPA	\$300.00	Birbaum & Godkin, LLP - Filing Fee Reimbursement
2022.03.17	Boston Globe Pixel VPPA	\$400.00	Birnbaum & Godkin LLP
		<b>\$700.00</b>	<b>Total Expenses Fees</b>
<b>Service of Process Expenses</b>			
<b>DATE</b>	<b>MATTER</b>	<b>AMOUNT</b>	<b>DESCRIPTION</b>
2022.03.02	Boston Globe Pixel VPPA	\$211.50	First Legal Network Insurance Services LLC
2022.03.02	Boston Globe Pixel VPPA	\$171.50	First Legal Network Insurance Services LLC
		<b>\$383.00</b>	<b>Total Service of Process Fees</b>
<b>Mediation Expenses</b>			
<b>DATE</b>	<b>MATTER</b>	<b>AMOUNT</b>	<b>DESCRIPTION</b>
2023.01.24	Boston Globe Pixel VPPA	\$6,150.00	JAMS, Inc.
2023.04.25	Boston Globe Pixel VPPA	-\$301.35	JAMS, Inc.
		<b>\$5,848.65</b>	<b>Total Mediation Expenses</b>
<b>Expert Expenses</b>			
<b>DATE</b>	<b>MATTER</b>	<b>AMOUNT</b>	<b>DESCRIPTION</b>
2022.12.05	Boston Globe Pixel VPPA	\$1,687.50	Bitwise Forensics Research, Inc.
		<b>\$1,687.50</b>	<b>Total Expert Expenses</b>



News, Quotes, Companies, Videos SEARCH

12 WEEKS for 12 WEEKS SUBSCRIBE NOW

U.S. EDITION Tuesday, April 9, 2013 As of 4:46 PM EDT

Subscribe | Log In

Home World U.S. Business Tech Markets Market Data Your Money Opinion Life & Culture N.Y. Real Estate Management Earnings Economy Health Law Autos Management Media & Marketing Energy Small Business Startups More Industries



Eiji Toyoda, Driver of Global Expansion, Dies at 100



EA Taps Insider Andrew Wilson as CEO



'The Circle' Takes Vengeance on Google, Facebook



New Touch for iPhone

LAW April 9, 2013, 4:48 p.m. ET

# On Sale: The \$1,150-Per-Hour Lawyer

Lawyer Fees Keep Growing, But Don't Believe Them. Clients Are Demanding, and Getting, Discounts

Article

Video

Stock Quotes

Comments (38)

MORE IN LAW »

Email

Print

By JENNIFER SMITH

Top partners at leading U.S. law firms are charging more than ever before, yet those hourly rates aren't all they appear to be.



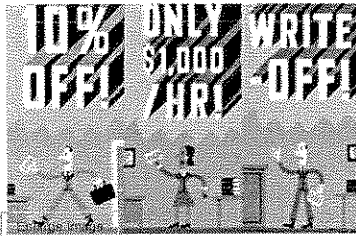
Top partners at leading U.S. law firms are charging more than ever — routinely \$1,150 or more an hour — but after discounts and write-offs the nosebleed rates aren't all they appear to be. Jennifer Smith reports. Photo: Getty Images.

Having blown past the once-shocking price tag of \$1,000 an hour, some sought-after deal, tax and trial lawyers are commanding hourly fees of \$1,150 or more, according to an analysis of billing rates compiled from public filings.

But, as law firms boost their standard rates, many are softening the blow with widespread discounts and write-offs, meaning fewer clients are paying full freight. As a result, law firms on

average are actually collecting fewer cents on the dollar, compared with their standard, or "rack," rates, than they have in years.

Think of hourly fees "as the equivalent of a sticker on the car at a dealership," said legal consultant Ward Bower, a principal at Altman Weil Inc. "It's the beginning of a negotiation....Law firms think they are setting the rates, but clients are the ones determining what they're going to pay."



James Kaczean

Star lawyers still can fetch a premium, and some of them won't budge on price. The number of partners billing \$1,150-plus an hour has more than doubled since this time last year, according to Valeo Partners, a consulting firm that maintains a database of legal rates pulled from court filings and other publicly disclosed information. More than 320 lawyers in

the firm's database billed at that level in the first quarter of 2013, up from 158 a year earlier.

see how Knobbe Martens wins again and again. »

Knobbe Martens INTELLECTUAL PROPERTY LAW

THE NEW PORTFOLIO TOOL ON WSJ.COM: THE ULTIMATE INVESTMENT TRACKER AVAILABLE EXCLUSIVELY FOR SUBSCRIBERS

LEARN MORE


PROVIDED BY LEANALPHA

## Don't Miss


(7)



Mossberg on Apple's New iPhones



Shark Eats Shark in Wild New Photo



Five False Assumptions About The Rich

## More in Law

China's Baby-Milk Issues Flare Anew

## Popular Now

What's This?

1 Where Job Growth Is Coming



That gilded circle includes tax experts such as Christopher Roman of King & Spalding LLP and Todd Maynes of Kirkland & Ellis LLP, intellectual-property partner Nader A. Mousavi of Sullivan & Cromwell LLP, and deal lawyers such as Kenneth M. Schneider of Paul, Weiss, Rifkind, Wharton & Garrison LLP.

Those lawyers and their firms either declined to comment or didn't reply to requests for comment.

When corporate legal departments need a trusted hand to fend off a hostile takeover or win a critical court battle, few general counsels will nitpick over whether a key lawyer is charging \$900 an hour or \$1,150 an hour. But for legal matters where their future isn't on the line, companies are pushing for—and winning—significant price breaks.

"We almost always negotiate rates down from the rack rates," said Randal S. Milch, general counsel for phone giant [Verizon Communications Inc.](#) [VZ +0.29%] The result, he said, is a "not-insignificant discount."

For the bread-and-butter work that many big law firms rely on, haggling has become the norm. Many clients grew accustomed to pushing back on price during the recession and continue to demand discounts.

Some companies insist on budgets for their legal work. If a firm billing by the hour exceeds a set cap, lawyers may have to write off some of that time.

Other clients refuse to work with firms who don't discount, lopping anywhere from 10% to 30% off their standard rates. Some may grant rate increases to individual partners or associates they deem worthy. Another tactic: locking in prices with tailored multiyear agreements with formulas governing whether clients grant or refuse a requested rate increase.

In practical terms, that means the gap between law firms' sticker prices and the amount of money they actually bill and collect from their clients is wider than it has been in years.

According to data collected by Thomson Reuters Peer Monitor, big law firms raised their average standard rate by about 9.3% over the past three years. But they weren't able to keep up on the collection side, where the increase over the same period was just 6%. Firms that used to collect on average about 92 cents for every dollar of standard time their lawyers worked in 2007, before the economic downturn, now are getting less than 85 cents. "That's a historic low," said James Jones, a senior fellow at the Center for the Study of the Legal Profession at Georgetown Law.

To be sure, things have certainly picked up some since the recession, when some clients flat-out refused to pay rate increases.

In the first quarter of 2013, the 50 top-grossing U.S. law firms boosted their partner rates by as much as 5.7%, billing on average between \$879 and \$882 an hour, according to Valeo Partners. Rates for junior lawyers, whose labors have long been a profit engine for major law firms, jumped even more.

While some clients resisted using associate lawyers during the downturn, refusing to pay hundreds of dollars an hour for inexperienced first- or second-year attorneys, the largest U.S. law firms have managed to send the needle back up again. This year, for the first time, the average rate for associates with one to four years of experience rose to \$500 an hour, according to Valeo.

The increases continue the upward trend of 2012, when legal fees in general rose 4.8% and associate billing rates rose by 7.4%, according to a coming report by TyMetrix Legal Analytics, a unit of [Wolters Kluwer](#), [WKL.AE +0.95%] and CEB, a research and advisory-services company. Those numbers are based on legal-spending data from more than 17,000 law firms.

2 Steps to Better Foot Health



3 Opinion: The Power of 218




4 Shooting Suspect Had Record of Gun Use



5 Jetpacks Are Coming—From New Zealand



Show 5 More




Press Release Marketing  
Effective Affordable Distribution. Attract New Clients Now. Learn How!  
[publicity.24-7.pressrelease.com/](#)

SUPER PC Multiple Monitor  
The Original Multi-Monitor Store! Buy Multi-Screen Computers & Displays  
[www.Multi-Monitors.com](#)

world news cnn online  
improve Network Infrastructure. Expert Advice & Industry Trends.  
[techtargert.com/Network-Structure](#)

Content from our Sponsors [?]



HEBREW NATIONAL  
A Southern Spin on Grilled Franks



DLVR.IT  
Arroz con Pollo al Estilo Puertorriqueño



HCPLIVE  
Kids with Neurological Disorders No More Likely to Get Flu Vaccine

More than a dozen leaders at major law firms declined to discuss rate increases on the record, though some said privately that the increase in associate rates could be caused in part by step increases as junior lawyers gain in seniority.

Joe Sims, an antitrust partner at Jones Day and former member of the firm's partnership committee, said clients don't mind paying for associates, as long as they feel they are getting their money's worth.

Sophisticated clients, he said, tend to focus on the overall price tag for legal work, not on individual rates. "They are more concerned about how many people are working on the project and the total cost of the project," Mr. Sims said. "Clients want value no matter who is on the job."

While a handful of elite lawyers have successfully staked out the high end—the deal teams at Wachtell, Lipton, Rosen & Katz, for example—legal experts say that client pressure to control legal spending means most law firms must be considerably more flexible on price.

"There will always be some 'bet the company' problem where a client will not quibble about rates," said Mr. Jones, the Georgetown fellow. "Unfortunately, from the law firms' standpoint, that represents a small percentage of the work."

Write to Jennifer Smith at [jennifer.smith@wsj.com](mailto:jennifer.smith@wsj.com)

JOIN THE DISCUSSION  
38 Comments, add yours »

MORE IN  
Law »

Email Print Order Reprints



**OMVS Stock Pick Win**  
Opportunities Abound with This Company—Invest Today, Free Info!  
[www.OnTheMoveSystems.com](http://www.OnTheMoveSystems.com)

**Mortgage Rates Hit 2.87%**  
White House Program Cuts Up to \$1k off Monthly Payments! (3.12% APR)  
[www.SeeRefinanceRates.com](http://www.SeeRefinanceRates.com)

**Warren Buffett Confesses**  
Warren Buffett's Shocking Confession Will Change your Investing Strategy  
[www.MarketTrendSignal.com](http://www.MarketTrendSignal.com)

**The End Of Obama?**  
This looming scandal could ruin the 44th President and disrupt the...  
[StansberryResearch.com](http://StansberryResearch.com)

Don't Miss



**Model Behavior**  
Storms Social Media



**Top Five Cars at the**  
Frankfurt Motor Show



**How Gang Rape Is**  
Changing India's Laws



**Billionaire Builds**  
High-End Resort Town in Swiss Alps

You Might Like

Woman Tries to Sell Daughter's Virginity  
Jeep's new Wrangler makes a statement. You might not want to hear it

Content from our Sponsors

What's this?  
Immigrant Scientists Launch Braintrust - Create 1000 American Jobs ([inpreneur.com](http://inpreneur.com))

**Living Together Before Marriage Stalls**  
 Companies are increasingly choosing to generate their own power, delivering a jolt to utilities

**Redbox's DVD-rental business is weaker than expected**

**Three Things Every Leader Should Do in a Meeting** (The Inuit Network)

**Made in the west doesn't always work in asia** (Singapore Sessions)

**How Retailers Beat Amazon At Its Own Game: INFOGRAPHIC** (Meet The Future of Retail)

**The Worst Business Lawyer Habit: "Punchbawling"** (Legal Productivity)

**Add a Comment**

JOURNAL COMMUNITY

[View All Comments \(38\)](#)

[Community rules](#)

To add a comment please

**Log in**

**Create an Account**

Your real name is required for commenting.

Track replies to my comment

[CLEAR](#)

[POST](#)

**WSJ SUBSCRIBER'S CONTENT PROVIDES:**

- **WSJ Portfolio** a revolutionary investment tool that syncs and tracks all your investments
- **Mobile Apps** global news, in-depth analysis and real time quotes anytime anywhere
- **WSJ Weekend Travel**, real estate, personal finance and expanded lifestyle coverage

**SUBSCRIBE NOW**

**Editors' Picks**



**Antibiotics Losing Battle Against Bugs: Report**



**For TV Shows, It's a Seller's Market**



**Are You Ready for a Jetpack?**



**The 400 Richest Americans: Who's New on the List?**



**Steps to Better Foot Health**



[Subscribe / Login](#)

[Back to Top](#)

**Customer Service**

- [Customer Center](#)
- [New! Live Help](#)
- [Contact Us](#)
- [WSJ Weekend](#)
- [Contact Directory](#)
- [Corrections](#)

**Policy**

- [Privacy Policy](#)
- [Data Policy](#)
- [Copyright Policy](#)
- [Subscriber Agreement & Terms of Use](#)
- [Your Ad Choices](#)

**Advertise**

- [Advertise](#)
- [Place a Classified Ad](#)
- [Sell Your Home](#)
- [Sell Your Business](#)
- [Commercial Real Estate Ads](#)
- [Recruitment & Career Ads](#)
- [Franchising](#)
- [Advertise Locally](#)

**Tools & Features**

- [Apps](#)
- [Newsletters and Alerts](#)
- [Graphics & Photos](#)
- [Columns](#)
- [Topics](#)
- [Guides](#)
- [Portfolio](#)
- [Old Portfolio](#)

**More**

- [Register for Free](#)
- [Reprints](#)
- [Content Partnerships](#)
- [Conferences](#)
- [SafeHouse](#)
- [Mobile Site](#)
- [News Archive](#)

[Jobs at WSJ](#)

Copyright ©2013 Dow Jones & Company, Inc. All Rights Reserved





- [Law.com Home](#)
- [NewsWire](#)
- [LawJobs](#)
- [CLE Center](#)
- [LawCatalog](#)
- [Our Sites](#)
- [Advertise](#)

An **ALM** Web site

# THE AMLAW DAILY

- [This Site](#)
- [Law.com Network](#)
- [Legal Web](#)

Search the Legal Web

- [HOME](#)
- [THE AM LAW DAILY](#)
- [LITIGATION DAILY](#)
- [RANKINGS](#)
- [VIDEOS](#)
- [MAGAZINE](#)
- [ADVERTISE](#)
- [SUBSCRIBE](#)
- [FREE ACCESS](#)
- [CONTACT US](#)
- [EXPERIENCE](#)

## THE AM LAW DAILY

- [The Firms](#)
- [The Work](#)
- [The Score](#)
- [The Churn](#)
- [The Talent](#)
- [The Management](#)
- [The World](#)
- [The Life](#)

## SURVEYS AND RANKINGS

- [AM LAW 100](#)
- [AM LAW 200](#)
- [AM LAW TECH](#)
- [A-LIST](#)
- [GLOBAL 100](#)
- [CORPORATE SCORECARD](#)
- [DEALMAKERS OF THE YEAR](#)
- [MIDLEVEL ASSOCIATES SURVEY](#)
- [SUMMER ASSOCIATES SURVEY](#)
- [DIVERSITY SCORECARD](#)
- [PRO BONO SCORECARD](#)
- [LITIGATION DEPARTMENT OF THE YEAR](#)
- [LATERALS REPORT](#)
- [LAW FIRM LEADERS](#)
- [Lifetime Achievers](#)
- [Legal Intelligence](#)
- [WOMEN PARTNER WATCH](#)

## MAGAZINE

- [Current Issue](#)
- [Previous Issue](#)
- [Search Archive](#)

## SPECIAL REPORTS

- [Intellectual Property](#)
- [Labor & Employment](#)
- [LITIGATION](#)
- [FOCUS EUROPE](#)
- [ASIAN LAWYER](#)
- [STUDENT EDITION](#)

## VIDEOS

### [Bookstore](#)

### [Legal Recruiters](#)

### [Digital Edition](#)

### [Hall of Fame](#)

### [ALM EVENTS](#)

### [SUBSCRIBE](#)

### [ADVERTISE](#)

### [ABOUT US](#)

### FEATURED SPONSORS

## [LAW.COM NETWORK](#)

- [Sites](#)
- [Jobs](#)
- [Verdicts](#)
- [LawCatalog](#)
- [Experts](#)
- [Online CLE](#)
- [Legal Intelligence](#)
- [Events](#)
- [Resources](#)
- [Law Firm Papers](#)
- [Court Reporters](#)
- [Legal Dictionary](#)
- [Legal Blogs](#)

## [The Firms](#)

April 16, 2012 5:20 PM

### When It Comes to Billing, Latest Rate Report Shows the Rich Keep Getting Richer

Posted by Sara Randazzo

Hourly rates just keep rising—and the best-paid lawyers are raising their rates faster than everyone else.

Those are two of the key findings contained in the [2012 Real Rate Report](#), an analysis of \$7.6 billion in legal bills paid by corporations over a five-year period ending in December 2011. The report, released Monday, is the second such collaboration between TyMetrix, a company that manages and audits

legal bills for corporate legal departments, and the Corporate Executive Board.

Many of the new rate report's findings echo those contained in the 2010 study, including the fact that rates keep going up, almost across the board, and that the cost of a given matter can vary dramatically depending on a law firm's size and location and its relationship with a particular client.

At the same time, this year's study shows that the legal sector is becoming increasingly bifurcated, with top firms raising rates faster than those at the bottom of the market and large firms charging a premium price based purely on their size.

"What it's really showing is that there's an increased premium being paid for experience and expertise," says Julie Peck, vice president of strategy and market development at TyMetrix. "Some parts of the lawyer market are able to raise rates much more quickly, and are more impervious to economic forces than others."

To compile the current rate report, TyMetrix received permission from its clients to examine legal fees billed to 62 companies across 17 industries including energy, finance, retail, technology, insurance, and health care. The bills, which represent the amount actually paid by the companies in question rather than the amount initially charged, came from more than 4,000 firms in 84 metropolitan areas around the country. Every firm on the 2011 Am Law 100 is represented in the data.

The report's key data points include:

**A Widening Gap:** Hourly rates charged by lawyers in the legal sector's upper echelon grew faster between 2009 and 2011 than those charged by lawyers toiling on the lower rungs. Particularly striking was the jump in associate rates billed by those falling in the report's top quartile: 18 percent on average, to just over \$600 per hour. Rates billed by top quartile partners, meanwhile, rose 8 percent, to just under \$900 per hour. In the bottom quartile, associate rates rose 4 percent and partner rates rose 3 percent during the same period.

**The Recession's (Minor) Toll:** Even amid the economic downturn, the cost of an hour of a lawyer's time continued to rise faster than key measures of inflation. That said, the legal industry wasn't completely immune to the broader economy's slowdown. After rising 8.2 percent between 2007 and 2008, hourly rates rose just 2.3 percent in 2009. Law firms bounced back a bit last year, with rates climbing 5.1 percent, to an average of \$530 an hour.

**Location Counts:** Not surprisingly, lawyers working in major metropolitan areas—where, as the rate report notes, rents are typically higher—are the priciest. An address in Boston, Chicago, Los Angeles, San Francisco, or Washington, D.C., alone adds about \$161 to the hourly rate charged by an individual lawyer. Those six cities and Baltimore, Houston, Philadelphia, and San Jose are the ten U.S. markets with the highest hourly rates. With an average partner rate topping \$700 per hour and average associate rate of more than \$450 per hour, New York is the most expensive market in the country. The least expensive? Riverside, California, where the average partner bills at under \$250 per hour and associates bill at just over \$300 an hour.

**In the Minority:** A small group of lawyers—12 percent—bucked the trend toward higher fees and actually lowered rates between 2009 to 2011—and 3 percent trimmed rates by \$50 or more per hour. (Most of those in the rate-cutting camp were based outside the big six markets identified above.) At the other end of the spectrum, 52 percent of lawyers increased rates by between \$25 and \$200 or more per hour. Another 18 percent increased rates by less than \$25 per hour, and the final 18 percent held rates steady.

**First-Year Blues:** Even before the recession hit, clients balked at paying for what they considered on-the-job training for first-year associates. The latest rate report is likely to reinforce that reluctance, given its finding that using entry-level lawyers adds as much as 20 percent to the cost of a legal matter. The report offers evidence that firms may be accommodating clients on this front: The percentage of bills attributed to entry-level associates dropped from 7 percent in 2009 to 2.9 percent last year.

**Ties That Bind:** The more work one firm handles for a client—and the longer the client relationship extends—the higher the average rate the firm charges. For companies that paid one firm \$10 million or more in a single year, the average hourly rate paid was \$553 in 2011. By comparison, clients that limited their spending on an individual firm to \$500,000 paid that firm an average of \$319 per hour.

**Four-Digit Frontier:** Data has consistently shown that many lawyers hesitate to charge more than \$1,000 an hour, and in 2011 just under 3 percent of the lawyers covered by the rate report had broken that barrier. Of those, the vast majority were working in the six main legal markets identified above and 60 percent of the time, they billed in increments of one hour or less.

**Playing Favorites:** Across all practice areas, 90 percent of lawyers charged different clients different rates for similar types of work. (The figure for mergers and acquisitions lawyers was 100 percent.) The differences from client to client can be extreme, and were even more pronounced in the current report than in the 2010 edition. Rates charged by intellectual property specialists, for instance, had a median variance of 23.1 percent, while lawyers doing commercial and contract work showed a 18.7 percent median difference.

**Who's Doing What?** A closer look at law firm bills for work performed on litigation and intellectual property assignments shows that the kind of timekeeper billing on a matter varies by practice type. On patent matters, the report shows, 47 percent of hours billed on average are attributed to paralegals, and 37 percent by partners. By comparison, paralegals account for just 8 percent of the work done on labor and employment litigation hours, while partners handle 45 percent.

[Make a comment](#)

[Comments \(1\)](#)

Save & Share: [Facebook](#) | [Del.icio.us](#) | [Digg It](#) | [Email](#) |

[Reprints & Permissions](#)

## Comments

Report offensive comments to [The Am Law Daily](#).

The Big Law law firm is a dinosaur - a dieing species. This kind of self-interested greed will ultimately kill the beast.

Comment By Publicus - April 17, 2012 at 11:50 AM

**Verify your Comment**

**Previewing your Comment**

Posted by: |

This is only a preview. Your comment has not yet been posted.

Your comment could not be posted. Error type:

Your comment has been saved. Comments are moderated and will not appear until approved by the author. [Post another comment](#)

The letters and numbers you entered did not match the image. Please try again.

As a final step before posting your comment, enter the letters and numbers you see in the image below. This prevents automated programs from posting comments.

Having trouble reading this image? [View an alternate.](#)

**Post a comment**

If you have a TypeKey or TypePad account, please [Sign In](#)

Name:

Email Address:(Not displayed with comment.)

URL:

Remember personal info?

Comments:



[theamlawdaily@alm.com](mailto:theamlawdaily@alm.com)

**Popular Pages Today**

1. [When It Comes to Billing, Latest Rate Report Shows the Rich Keep Getting Richer](#) 26.88%
2. [Dewey Losses Accelerate; Nine More New York Partners Head to the Exits](#) 21.07%
3. [Latest Dewey Losses Span the Globe, Push 2012 Departure Figure Above 60](#) 14.61%
4. [The Am Law Daily](#) 8.49%
5. [Nine IP Litigators Jump from Duane Morris to Cozen](#) 6.57%
6. [The Am Law Daily](#) 5.54%
7. [O'Melveny Adds Top Capital Markets Partner from Shearman in New York](#) 4.50%
8. [With St. Louis Firm Fading, Show Me State Rivals Eye Possible Hires](#) 3.88%
9. [Which Firms Are Cashing in on Dewey Departures?](#) 3.28%
10. [Paul Weiss Takes Lead on Two Private Equity Deals](#) 2.17%



More News, Quotes, Companies, Video SEARCH

Friday, February 25, 2011 As of 9:34 AM PST

Today's Paper Columns Blogs Topics Journal Community

Home World U.S. New York Business Markets Tech Personal Finance Life & Culture Opinion Careers Real Estate  
 Small Business

FEBRUARY 23, 2011

## Top Billers

Top attorneys in the U.S. are asking for as much as \$1,250 an hour, according to recent court filings, significantly more than in previous years, as they take advantage of big clients willing to pay top dollar even amid the downturn. The move is contributing to price inflation across the \$100 billion global corporate law firm industry, where lawyers often study rival attorney fee filings in bankruptcy cases. See which attorneys had some of the highest-known hourly rates in 2010 and 2009. Click on column headers to sort.

<< first < prev 1 2 3 next > last >>

Name	Firm	Practice Area 1	Practice Area 2	Practice Area 3	Hourly Rate	Case Name	Date
Racke, Kirk A.	Kirkland & Ellis LLP	Corporate			\$1,200	Reader's Digest Association Inc	2010
Taplin, Ish	Kirkland & Ellis LLP	Tax			\$1,220	Vision Corp.	2010
Schmidt, Gerhard	Wells Global	Finance	Corporate	Mergers and Acquisition	\$1,165	Aeris International	2010
Gon, Michelle Y.L.	Baker McKenzie	Real Estate	Mergers and Acquisition	Intellectual Property	\$1,163	Morris Liquidation Company	2010
Shuzar, Andrew	Cleary Gottlieb	Bankruptcy			\$1,160	Truvo	2010
McDonald, Michael	Cleary Gottlieb	Corporate	Mergers and Acquisition		\$1,160	Truvo	2010
Vandermerech, Dirk	Cleary Gottlieb	Environmental Litigation	Litigation		\$1,130	Truvo	2010
Reding, Jacques	Cleary Gottlieb	Bankruptcy	Mergers and Acquisition	Equities	\$1,130	Truvo	2010
McArdle, Wayne P.	Gibson Dunn	Corporate			\$1,110	Lehman Brothers Holding Inc	2010
DuBois, Pierre-Alexandre	Kirkland & Ellis LLP	Intellectual Property			\$1,105	Reader's Digest Association Inc	2010
Scheller, Brad	Fried Frank	Bankruptcy			\$1,100	Station Casinos	2010
Lewin-Smith, Guy	Debevoise & Plimpton LLP	Corporate			\$1,060	MIG Inc	2010
Brown, Michael	Jones Day	Finance	Litigation	Regulatory	\$1,075	Lehman Brothers Holding Inc	2010
Coffey, Lee	Jones Day	Litigation	International Law	Energy	\$1,075	Lehman Brothers Holding Inc	2010
Stueck, Barnaby C.	Jones Day	Bankruptcy			\$1,075	Lehman Brothers Holding Inc	2010
Kortan, Michael A.	Gibson Dunn	Litigation			\$1,075	Airbnb	2010
Brockway, David	Bingham McCutchen	Corporate			\$1,065	Lehman Brothers Holding Inc	2010
Magee, John B.	Bingham McCutchen	Tax			\$1,065	Lehman Brothers Holding Inc	2010
Nelson, William F.	Bingham McCutchen	Tax			\$1,065	Lehman Brothers Holding Inc	2010
Pisliko, Bernie	Shearman & Sterling LLP	Tax			\$1,065	Worldspace	2010
Meyerson, Lee	Simpson Thacher	Capital Markets	Mergers and Acquisition		\$1,050	Washington Mutual	2010
Nesgos, Polar	Mitbank Tweed	Finance			\$1,050	Sea Launch Company	2010
Clayton, Lewis	Paul Weiss	Intellectual Property			\$1,050	SP Wind Down Inc	2010
Flader, Robert	Paul Weiss	Labor and Employment			\$1,050	SP Wind Down Inc	2010
Reizenberg, Peter	Paul Weiss	Corporate	Tax		\$1,050	SP Wind Down Inc	2010
Baronsky, Kenneth J	Mitbank Tweed	Bankruptcy	Mergers and Acquisition	Securities Litigation	\$1,050	Station Casinos	2010
Palmer, Deryck A.	Cadwalader	Finance	Bankruptcy	Mergers and Acquisition	\$1,050	Lyondell Chemical Company	2010
Aronzon, Paul	Mitbank Tweed	Bankruptcy			\$1,050	Lehman Brothers Holding Inc	2010

Name	Firm	Practice Area 1	Practice Area 2	Practice Area 3	Hourly Rate	Case Name	Date
Bray, Gregory	Mitbank Tweed	Bankruptcy			\$1,050	Midway Games Inc	2010
Duhne, Dennis	Mitbank Tweed	Bankruptcy			\$1,050	Lehman Brothers Holding Inc	2010
Schiff, Kenneth E.	Wells Global	Mergers and Acquisitions			\$1,030	Essexdale Stay Inc	2010
Kar, Partha	Kirkland & Ellis LLP	Bankruptcy			\$1,030	Reader's Digest Association Inc	2010
Budd, Thomas M.	Gibson Dunn	Finance			\$1,027	Lehman Brothers Holding Inc	2010
Moore, Robert Jay	Mitbank Tweed	Bankruptcy			\$1,025	Calm Jumper	2010
Dakin-Grimm, Linda	Mitbank Tweed	Litigation			\$1,025	Lehman Brothers Holding Inc	2010
Davis, Trayton M.	Mitbank Tweed	Finance	Bankruptcy	Investment Funds Litigation	\$1,025	Lehman Brothers Holding Inc	2010
Grushkin, Jay D.	Mitbank Tweed	International Law	Finance	Transportation	\$1,025	Lehman Brothers Holding Inc	2010
Heller, David S.	Latham Watkins	Bankruptcy			\$1,025	In re: NEC Holdings Corp.	2010
Hershtald, Michal	Mitbank Tweed	Tax	Real Estate	Finance	\$1,025	Lehman Brothers Holding Inc	2010
Magold, Rainer	Mitbank Tweed	Finance			\$1,025	Lehman Brothers Holding Inc	2010
Tomback, Andrew E.	Mitbank Tweed	Litigation	Finance		\$1,025	Lehman Brothers Holding Inc	2010
Sharp, Richard	Mitbank Tweed	Litigation			\$1,025	Lehman Brothers Holding Inc	2010
Clowry, Kait J.K.	Paul Hastings	Corporate			\$1,021	Lehman Brothers Holding Inc	2010
Eagan, Mark J.	Paul Hastings	Real Estate			\$1,021	Lehman Brothers Holding Inc	2010
O'Sullivan, Ronan P.	Paul Hastings	Corporate	Real Estate		\$1,021	Lehman Brothers Holding Inc	2010
Lifson, Richard S.	Cleary Gottlieb	Corporate	Finance	Mergers and Acquisition	\$1,020	Truve	2010
Dunbar, James A.	Cleary Gottlieb	Finance	Tax		\$1,020	Truve	2010
Passio, James	Cleary Gottlieb	Tax			\$1,020	Truve	2010
Gorin, William F.	Cleary Gottlieb	Corporate	Government	Capital Markets	\$1,020	Truve	2010
Moloney, Thomas J.	Cleary Gottlieb	Bankruptcy	Litigation	Finance	\$1,020	Truve	2010

<< first < prev 1 2 3 next > last >>

Source: Veeva partners, Washington, D.C. Notes: Based on recent filings in a range of bankruptcy cases. Some lawyers may have standard hourly rates above what they charged in these cases.

(See correction.)

Write to the Online Journal's editors at [newseditors@wsj.com](mailto:newseditors@wsj.com)

Return To Top



**WSJ.com Account:**

My Account  
Subscriber Billing Info

**Create an Account:**

Register for Free  
Subscribe Now

**Help & Information Center:**

Help  
Customer Service  
Contact Us  
New on WSJ.com  
Tour the new Journal

**About:**

News Licensing  
Advertising  
Advertise Locally  
Conferences  
About Dow Jones  
Privacy Policy - Updated  
Subscriber Agreement & Terms of Use - Updated  
Copyright Policy  
Jobs at WSJ.com

**WSJ.com:**

Site Map  
Home  
World  
U.S.  
New York  
Business  
Markets  
Market Data  
Tech  
Personal Finance  
Life & Style  
Opinion  
Autos  
Careers  
Real Estate  
Small Business  
Student Journalist  
Corrections

**Tools & Formats:**

Today's Paper  
Video Center  
Graphics  
Columns  
Blogs  
Topics  
Guides  
Alerts  
Newsletters  
Mobile  
Tablet Edition  
Podcasts  
RSS Feeds  
Journal Community  
WSJ on Twitter  
WSJ on Facebook  
WSJ on Foursquare  
My Journalist

**Digital Network:**

WSJ.com  
MarketWatch.com  
Barrons.com  
SmartMoney.com  
AllThingsD.com  
FINN: Finance, IT jobs, Sales jobs  
BigCharts.com  
Virtual Stock Exchange  
WSJ Radio  
ProfessorJournal.com  
WSJ U.S. Edition  
WSJ Asia Edition  
WSJ Europe Edition  
WSJ India Page  
Foreign Language Editions



More

News, Quotes, Companies, Video

SEARCH

Friday, February 26, 2011 As of 9:34 AM PST

Today's Paper Columns Blog Topics Journal Community

Home World U.S. New York Business Markets Tech Personal Finance Life & Culture Opinion Careers Real Estate  
Small Business

FEBRUARY 26, 2011

## Top Billers

Top attorneys in the U.S. are asking for as much as \$1,250 an hour, according to recent court filings, significantly more than in previous years, as they take advantage of big clients willing to pay top dollar even amid the downturn. The move is contributing to price inflation across the struggling \$100 billion global corporate law firm industry, where lawyers often study rival attorney fee filings in bankruptcy cases. See which attorneys had some of the highest-known hourly rates in 2010 and 2009. Click on column headers to sort.

<< first < prev 1 2 3 next > last >>

Name	Firm	Practice Area 1	Practice Area 2	Practice Area 3	Hourly Rate	Case Name	Date
Aleksander, Nicholas P.B.	Gibson Dunn	Tax			\$1,018	Lehman Brothers Holding Inc	2010
Rocher, Philip	Gibson Dunn	Litigation			\$1,018	Lehman Brothers Holding Inc	2010
Thomas, Andrew S.V.	Gibson Dunn	Corporate			\$1,018	Lehman Brothers Holding Inc	2010
Blyth, Mark	Litigators	Litigation			\$1,010	NorTel Networks	2010
Cox, Tim	Litigators	Corporate			\$1,018	NorTel Networks	2010
Sachdev, Nabeel V.	Kirkland & Ellis LLP	Corporate			\$1,015	Visteon Corp	2010
Mayo, David	Paul Weiss	Tax			\$1,015	BP Wind Down Inc	2010
Cohen, Joel	Gibson Dunn	Bankruptcy			\$1,014	Almatis	2010
Sullivan, Peter	Gibson Dunn	Intellectual Property	Litigation		\$1,014	Almatis	2010
Trinklein, Jeffrey	Gibson Dunn	Tax	Employee Benefits	Energy	\$1,014	Almatis	2010
Vance, Janet L.	Gibson Dunn	Finance	Corporate		\$1,014	Almatis	2010
Buffone, Steven P.	Gibson Dunn	Energy	Corporate	Finance	\$1,008	Almatis	2010
Jowit, Justin S.	Paul Hastings	Finance			\$1,004	Lehman Brothers Holding Inc	2010
Gander, Fred R.	Dewey LeBoeuf LLP	Finance	Tax	Corporate	\$1000	Ambac	2010
Vysokil, Mary Kay	Simpson Thacher	Insurance	Litigation		\$1000	Washington Mutual	2010
Brown, Avri	Simpson Thacher	Employee Benefits	Executive Compensation		\$1000	American Safety Razor Company	2010
Etherton, Ugarne	Weil Gotshal	Mergers and Acquisitions			\$1000	Lehman Brothers Holding Inc	2010
McCahill, Dominic T.	Weil Gotshal	Bankruptcy			\$1000	Lehman Brothers Holding Inc	2010
Tringali, Joseph F.	Simpson Thacher	Litigation	Arbitration	Intellectual Property	\$1000	American Safety Razor Company	2010
Francis, Michael	Weil Gotshal	Mergers and Acquisitions			\$1000	Lehman Brothers Holding Inc	2010
Keller, Andy	Simpson Thacher	Corporate	Energy		\$1000	Lehman Brothers Holding Inc	2010
Nave, Douglas	Weil Gotshal	Arbitration	Finance	Mergers and Acquisition	\$1000	Motors Liquidation Company	2010
Norwood, Andrew R.	Weil Gotshal	Finance			\$1000	Lehman Brothers Holding Inc	2010
Ostrager, Barry R.	Simpson Thacher	Litigation			\$1000	Washington Mutual	2010
Harepool, Anthony	Weil Gotshal	Bankruptcy			\$1000	Lehman Brothers Holding Inc	2010
Kelly, Jacky	Weil Gotshal	Bankruptcy	Finance		\$1000	Lehman Brothers Holding Inc	2010
Nicklin, Michael	Weil Gotshal	Bankruptcy	Finance	Equities	\$1000	Lehman Brothers Holding Inc	2010
Shankland, Matthew	Weil Gotshal	Alternative Dispute Resolution			\$1000	Lehman Brothers Holding Inc	2010
Martin, Stefan	Allen & Overy LLP	Labor and Employment			\$1,152	BearingPoint	2009

Top Billers - The Wall Street Journal Online - Interactive Graphics

http://online.wsj.com/public/resources/documents/st\_TOPRATE0222\_20...

Case 4:94-cv-02307-CW Document 1850-2 Filed 03/04/11 Page 34 of 37

Name	Firm	Practice Area 1	Practice Area 2	Practice Area 3	Hourly Rate	Case Name	Date
Huber, John J.	Latham Watkins	Capital Markets			\$1,120	Aviza Technology	2009
Reynolds, Michael	Allen & Overy LLP	Mergers and Acquisitions			\$1,111	Chemtura Corp.	2009
Norley, Lyndon E.	Kirkland & Ellis LLP	Bankruptcy			\$1,110	Chemtura Corp.	2009
Norley, Lyndon E.	Kirkland & Ellis LLP	Bankruptcy			\$1,100	Reader's Digest Association Inc	2009
Reiss, John M.	White & Case	Mergers and Acquisitions	Equities		\$1,100	Heartland Automotive Holdings	2009
Gillespie, Stephen	Kirkland & Ellis LLP	Corporate			\$1,080	Chemtura Corp.	2009
Nakata, Nobuo	Allen & Overy LLP	Corporate			\$1,077	BearingPoint	2009
Brown, Stephen	Latham Watkins	Employee Benefits			\$1,065	Aviza Technology	2009
Chanda, Kenneth D. C.	Latham Watkins	Mergers and Acquisitions			\$1,065	Aviza Technology	2009
Pinn, Sean	Latham Watkins	Tax			\$1,065	Aviza Technology	2009
Sifran, Lawrence	Latham Watkins	Finance			\$1,065	Aviza Technology	2009
Verbung, Leonard	Allen & Overy LLP	Labor and Employment			\$1,065	BearingPoint	2009
Lee-Lim, Jiyeon	Latham Watkins	International Law	Tax		\$1,065	Spanion	2009
Pisillo, Bernie	Bushman & Sterling LLP	Tax			\$1,065	Worldspace	2009
Selder, Mitchell A.	Latham Watkins	Bankruptcy			\$1,065	Spanion	2009
Stokermans, Christiaan	Allen & Overy LLP	Corporate			\$1,062	BearingPoint	2009
Pohl, Timothy	Skadden	Bankruptcy	Litigation		\$1,050	Verason Energy Corporation	2009
Leung, Thomas	White & Case	Bankruptcy			\$1,050	Global Safety Textiles	2009
Mulaney, Charles W.	Skadden	Mergers and Acquisitions			\$1,060	Hartmarx	2009
Rosan, Matthew A.	Skadden	Tax			\$1,060	Hartmarx	2009
Zrinsky, Bruce	Cadwalader	Bankruptcy			\$1,050	TH Agriculture	2009

<< first < prev 1 2 3 next > last >>

Source: Valed partners, Washington, D.C. Notes: Based on recent filings in a range of bankruptcy cases. Some lawyers may have standard hourly rates above what they charged in these cases. (See continuation.)

Write to the Online Journal's editors at newseditors@wsj.com  
Return To Top



**WSJ.com Account:**

[My Account](#)  
[Subscriber Billing Info](#)

**Create an Account:**

[Register for Free](#)  
[Subscribe Now](#)

**Help & Information Center:**

[Help](#)  
[Customer Service](#)  
[Contact Us](#)  
[New on WSJ.com](#)  
[Tour the new Journal](#)

**About:**

[News Licensing](#)  
[Advertising](#)  
[Advertise Locally](#)  
[Conferences](#)  
[About Dow Jones](#)  
[Privacy Policy - Updated](#)  
[Subscriber Agreement & Terms of Use - Updated](#)  
[Copyright Policy](#)  
[Jobs at WSJ.com](#)

**WSJ.com:**

[Site Map](#)  
[Home](#)  
[World](#)  
[U.S.](#)  
[New York](#)  
[Business](#)  
[Markets](#)  
[Market Data](#)  
[Tech](#)  
[Personal Finance](#)  
[Life & Style](#)  
[Opinion](#)  
[Autos](#)  
[Careers](#)  
[Real Estate](#)  
[Small Business](#)  
[Student Journal](#)  
[Corrections](#)

**Tools & Formats:**

[Today's Paper](#)  
[Video Center](#)  
[Graphics](#)  
[Columns](#)  
[Blogs](#)  
[Topics](#)  
[Slides](#)  
[Alerts](#)  
[Newsletters](#)  
[Mobile](#)  
[Tablet Edition](#)  
[Podcasts](#)  
[RSS Feeds](#)  
[Journal Community](#)  
[WSJ on Twitter](#)  
[WSJ on Facebook](#)  
[WSJ on FourSquare](#)  
[My Journal](#)

**Digital Network**

[WSJ.com](#)  
[Marketwatch.com](#)  
[Barrons.com](#)  
[SmartMoney.com](#)  
[AllThingsD.com](#)  
[FINS: Finance, IT Jobs, Sales Jobs](#)  
[BigCharts.com](#)  
[Virtual Stock Exchange](#)  
[WSJ Health](#)  
[ProfessorJournal.com](#)  
[WSJ U.S. Edition](#)  
[WSJ Asia Edition](#)  
[WSJ Europe Edition](#)  
[WSJ India Page](#)  
[Foreign Language Editions](#)

More News, Quotes, Companies, Video

Friday, February 25, 2011 As of 9:34 AM PST

Today's Paper Columns Blogs Topics Journal Community

Home World U.S. New York Business Markets Tech Personal Finance Life & Culture Opinion Careers Real Estate Small Business

FEBRUARY 23, 2011

## Top Billers

Top attorneys in the U.S. are asking for as much as \$1,250 an hour, according to recent court filings, significantly more than in previous years, as they take advantage of big clients willing to pay top dollar even amid the downturn. The move is contributing to price inflation across the struggling \$100 billion global corporate law firm industry, where lawyers often study rival attorney-fee filings in bankruptcy cases. See which attorneys had some of the highest-known hourly rates in 2010 and 2009. Click on column headers to sort.

<< first < prev 1 2 3 next >>

Name	Firm	Practice Area 1	Practice Area 2	Practice Area 3	Hourly Rate	Case Name	Date
Milmo, J. Gregory	Skadden	Bankruptcy			\$1,050	Interstate Bakeries	2009
Braut, Eben	Allen & Overy LLP	Antitrust			\$1,038	Chemura Corp.	2009
Stroff, Neal	Skadden	Antitrust			\$1,035	Varasun Energy Corporation	2009
Hayman, Linda C.	Skadden	Corporate	Mergers and Acquisitions		\$1,035	Interstate Bakeries	2009
Neelke, Peter J.	Skadden	Finance			\$1,032	Interstate Bakeries	2009
MacLochlan, James	Baker McKelvey	Tax			\$1,029	Microm	2009
Keck, Colleen	Allen & Overy LLP	Corporate	Intellectual Property		\$1,028	BearingPoint	2009
Kelther, Eileen	Allen & Overy LLP	Mergers and Acquisitions			\$1,028	BearingPoint	2009
Fujita, Francisc	Vinson & Elkins	Capital Markets	Energy	International Law	\$1,028	MPF Holding US LLC and Official Committee Of Unsecured Creditors	2009
Reyman, David	Skadden	Tax			\$1,026	Mark IV Industries	2009
Davenport II, Kirk	Latham Watkins	Capital Markets			\$1,025	Dayton Superior	2009
Clayton, Lewis	Paul Weiss	Intellectual Property			\$1,025	Tronox	2009
Fisch, Peter	Paul Weiss	Real Estate			\$1,025	Tronox	2009
Kornberg, Alan	Paul Weiss	Bankruptcy			\$1,025	Tronox	2009
Schimek, Terry	Paul Weiss	Finance			\$1,025	Tronox	2009
Smith, Mark	Skadden	Corporate			\$1,019	Mark IV Industries	2009
Hyde, Mark	Clifford Chance	Bankruptcy			\$1,000	Lyondell Chemical Company	2009
Butlers, James	Clifford Chance	Mergers and Acquisitions			\$1,000	Lyondell Chemical Company	2009
Safirstein, Jeffrey	Paul Weiss	Bankruptcy			\$1,000	Samsonite Company	2009
Meyerson, Lee	Simpson Thacher	Capital Markets	Mergers and Acquisitions		\$1,000	Washington Mutual	2009
Finley, John	Simpson Thacher	Mergers and Acquisitions			\$1,000	Lehman Brothers Holding Inc	2009
Gover, Alan	White & Case	Bankruptcy			\$1,000	Hospital Partners	2009

<< first < prev 1 2 3 next >>

Source: Vero's partners, Washington, D.C. Notes: Based on recent filings in a range of bankruptcy cases. Some lawyers may have standard hourly rates above what they charge in these cases.

(See correction.)

Write to the Online Journal's editors at [newseditors@wsj.com](mailto:newseditors@wsj.com)

Return To Top




An ALM web site



4:19 P.M. EST  
Tuesday, February 22, 2011

Get premium access 30-day trial  
Subscribe now for under \$1 a day  
Receive free daily headlines



Home	News Sections	Court Opinions	Court Calendars	Public Notices	Bar/Ch Guide	How to Advertise	Contact Us
<p>Going Rate Home Page &gt;&gt; All records for firms in San Francisco CA United States</p>							
Name	Title	Practice Area	Firm	City	State	Country	Graduated Law School
Adelson, Elliot A.	Partner	Litigation	Kirkland and Ellis	San Francisco	CA	United States	
Agrawal, Aron L.	Associate		Jones Day	San Francisco	CA	United States	
Alford, Hans J.	Associate		Kirkland and Ellis	San Francisco	CA	United States	
Baker, James P.	Partner	Employee Benefits and Exec Comp	Jones Day	San Francisco	CA	United States	430 260
Bass, Eric	Associate		Farella Braun and Martel	San Francisco	CA	United States	730
Benavente, Peter J.	Partner	Business Restructuring and Reorganization	Jones Day	San Francisco	CA	United States	400
Berning, Scott M.	Associate	Business and Finance	Morgan Lewis and Boekus	San Francisco	CA	United States	745
Berman, David M.	Partner	Commercial Litigation, Bankruptcy and Restruc.	Pacholski, Slung, Zehl and Jones	San Francisco	CA	United States	345 595
Boroch, Martha	Partner	Corporate/Criminal Investigations	Jones Day	San Francisco	CA	United States	725
Borstein, Jeffrey	Partner	White Collar Crime, Commercial Litigation	K and L Gates	San Francisco	CA	United States	525 590
Brown, Donald W.	Partner	Business and Finance	Convington and Burking	San Francisco	CA	United States	640
Browning, J. Taylor	Associate	Tort and Environmental Litigation	Morgan Lewis and Boekus	San Francisco	CA	United States	1995 1994
Bunzlauer, Brenda M.	Partner		King and Spalding	San Francisco	CA	United States	
Castro, Ruth Ann	Associate	Environmental	Farella Braun and Martel	San Francisco	CA	United States	380
Christensen, C. Murphy	Partner	Corporate Finance and Mergers	Q'Meary and Myers	San Francisco	CA	United States	675
Christman, Ryan M.	Associate		Kirkland and Ellis	San Francisco	CA	United States	315
Conroy, Michelle	Associate	Business Restructuring and Reorganization	Jones Day	San Francisco	CA	United States	2001
Cooley, Peter J.	Executive	Business Restructuring and Reorganization	Jones Day	San Francisco	CA	United States	1984
Davies, Doug	Partner	Employment	Farella Braun and Martel	San Francisco	CA	United States	510 510
Dibble, Sam	Partner	Business Transactions	Farella Braun and Martel	San Francisco	CA	United States	282 282
Djokic, Benjamin	Associate	Complex Commercial	Holler, Erimian	San Francisco	CA	United States	573 573
Ernst, Morgan	Associate	Securities Litigation	Jones Day	San Francisco	CA	United States	525
Dobryzowski, Daniel T.	Associate	Trial	Farella Braun and Martel	San Francisco	CA	United States	350
Douglas, Scott	Partner	Construction	DLA Piper	San Francisco	CA	United States	425
Durr, Heather	Associate			San Francisco	CA	United States	

1 2 3 4  
Currently showing 1-25 of 98 results

About ALM | About Law.com | Customer Support | Reprints | Privacy Policy | Terms & Conditions  
Copyright 2011 ALM Media Properties, LLC. All rights reserved.





Get premium access: 30-day trial  
 Subscribe now for under \$1 a day  
 Receive free daily headlines

How to Advertise Contact Us

4:36 P.M. EST  
 Tuesday, February 22, 2011

News Sections Court Opinions Court Calendar Public Notices  
 Going Rate Home Page >> All records for firms in San Francisco CA United States

Name	Title	Practice Area	Firm	City	State	Country	Graduated Law School	Practicing Since	2006 Rate	2007 Rate	2008 Rate	2009 Rate
Espin, Charlotte C.	Associate	Trial	Jones Day	San Francisco	CA	United States	2006	2008	665	695	725	325
Eisenbach, Robert L.	Partner	Bankruptcy and Restructuring	Cooley Godward Kronish Morrison and Foerster	San Francisco	CA	United States	2006	2008	665	695	725	325
Engel, G. Lairy	Partner	Bankruptcy and Restructuring	Cooley Godward Kronish Morrison and Foerster	San Francisco	CA	United States	2006	2008	665	695	725	325
Esperanza, Chysty	Associate	Labor and Employment	Farella Braun and Martel	San Francisco	CA	United States	1975	1975	330	330	330	535
Ford, Robert	Partner	Bankruptcy and Restructuring	DLA Piper	San Francisco	CA	United States	1975	1975	540	540	540	515
Frank, Michael T.	Partner	Bankruptcy and Restructuring	DLA Piper	San Francisco	CA	United States	1975	1975	540	540	540	515
Frank, Joshua M.	Partner	Bankruptcy and Restructuring	DLA Piper	San Francisco	CA	United States	1975	1975	540	540	540	515
Franchick, John E.	Partner	Bankruptcy and Restructuring	DLA Piper	San Francisco	CA	United States	1975	1975	540	540	540	515
Garnett, Benjamin P.	Associate	Bankruptcy and Restructuring	DLA Piper	San Francisco	CA	United States	1975	1975	540	540	540	515
Gerding, Tyler	Associate	Bankruptcy and Restructuring	DLA Piper	San Francisco	CA	United States	1975	1975	540	540	540	515
Gloster, Dean	Partner	Bankruptcy and Creditors Rights	Farella Braun and Martel	San Francisco	CA	United States	2006	2006	355	355	355	375
Grother, Neil	Partner	Bankruptcy and Creditors Rights	Farella Braun and Martel	San Francisco	CA	United States	2006	2006	355	355	355	375
Grone, John	Partner	Insurance Coverage	Farella Braun and Martel	San Francisco	CA	United States	2006	2006	355	355	355	375
Hall, Dan	Partner	Bankruptcy and Creditors Rights	Farella Braun and Martel	San Francisco	CA	United States	2006	2006	355	355	355	375
Hall, Daniel	Associate	Bankruptcy and Creditors Rights	Farella Braun and Martel	San Francisco	CA	United States	2006	2006	355	355	355	375
Hodkin, Frederick D.	Partner	Bankruptcy and Creditors Rights	Farella Braun and Martel	San Francisco	CA	United States	2006	2006	355	355	355	375
Huntley, Lynn M.	Of Counsel	Litigation	Drick, Hemington and Sutcliffe	San Francisco	CA	United States	2006	2006	605	605	605	590
Jin, Nancy	Associate	Global Capital Markets	DLA Piper	San Francisco	CA	United States	2006	2006	605	605	605	590
Joslin, Nan	Partner	Business Litigation	Humen and Wilentz	San Francisco	CA	United States	2006	2006	605	605	605	590
Karabin, Scott D.	Partner	Business Litigation	Humen and Wilentz	San Francisco	CA	United States	2006	2006	605	605	605	590
Kaplan, Christopher W.	Associate	Business and Finance	Morgan Lewis and Bockius	San Francisco	CA	United States	1994	1994	465	465	465	580
Kalk, Tobias S.	Partner	Business Restructuring and Reorganization	Kirkland and Ellis	San Francisco	CA	United States	1994	1994	465	465	465	580
Kim, Nancy	Associate	Business Restructuring and Reorganization	Jones Day	San Francisco	CA	United States	1990	1990	415	415	415	750
Konover, Curt	Partner	Hospitality	DLA Piper	San Francisco	CA	United States	1990	1990	415	415	415	750
Kordstein, Sam	Partner	Hospitality	DLA Piper	San Francisco	CA	United States	1990	1990	415	415	415	750

1 2 3 4  
 Currently showing 2650 of 98 results

About ALM | About Law.com | Customer Support | Reprints | Privacy Policy | Terms & Conditions  
 Copyright 2011 ALM Media Properties, L.L.C. All rights reserved.



4:38 P.M. EST  
Tuesday, February 27, 2011

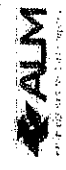
Get premium access, 30-day trial  
Subscribe now for under \$1 a day  
Receives free daily headlines



Home	News Sections	Court Opinions	Court Calendars	Public Notices	Barch Guide	How to Advertise	Contact Us
<p>Go to Rate Home Page &gt;&gt; All records for firms in San Francisco CA United States</p>							
Name	Title	Practice Area	Firm	City	State	Country	Graduated Law School
Lauksh, Justin	Counsel	Corporate Finance	OMelveny and Myers	San Francisco	CA	United States	1997
Marshall, Robert G.	Partner	Employee Benefits and ERISA	Jones Day	San Francisco	CA	United States	1997
Mason, Dory	Associate Partner	Restructuring and Insolvency	Fawcett Braun and Martel Weston and Stovew	San Francisco	CA	United States	1997
McDonald, Brian D.	Associate Partner	Trial Practice	Jones Day	San Francisco	CA	United States	2002
McKinn, Mark E.	Partner	Business and Finance	Kirkland and Ellis	San Francisco	CA	United States	1893
Myers, William A.	Partner	Insurance Liability and Recovery	Morgan, Lewis and Bockius Jones Day	San Francisco	CA	United States	1887
Myers, Martin H.	Partner	Recovery	Jones Day	San Francisco	CA	United States	1893
Nages, Adhi	Associate	Litigation	Fawcett Braun and Martel	San Francisco	CA	United States	2002
Nakai, Casey M.	Associate	Banking and Finance	Kirkland and Ellis	San Francisco	CA	United States	1893
Olson, James C.	Partner	Banking and Finance	Jones Day	San Francisco	CA	United States	1879
Oso, Amanda M.	Associate	Labor and Employment	Jones Day	San Francisco	CA	United States	1979
Osgood, Michael C.E.	Associate	Litigation	Kirkland and Ellis	San Francisco	CA	United States	1979
Patten, Katie	Associate	Labor and Employment	Kirkland and Ellis	San Francisco	CA	United States	1979
Peres, Karen H.	Associate Of Counsel	California Employment	OMelveny and Myers	San Francisco	CA	United States	1979
Potbeck, Thomas R.	Partner	Copyrighting	Morgan, Lewis and Bockius	San Francisco	CA	United States	1979
Potenza, Alex	Associate	Corporate	Paul, Hastings, Janofsky and Walker	San Francisco	CA	United States	1979
Rapagosa, Ramiro	Associate	Corporate	Paul, Hastings, Janofsky and Walker	San Francisco	CA	United States	2008
Rachy, Katherine S.	Partner	Corporate	Paul, Hastings, Janofsky and Walker	San Francisco	CA	United States	2008
Ritter, Peter	Partner	Tax	Jones Day	San Francisco	CA	United States	1969
Roche, Laura	Associate	Tax	OMelveny and Myers	San Francisco	CA	United States	1969
Rodriguez, Noel	Associate	Investment Funds	Jones Day	San Francisco	CA	United States	1969
Sabnis, Cheryl	Counsel	Business Litigation	Fawcett Braun and Martel	San Francisco	CA	United States	2003
Schickert, Vladimir	Partner	Tort and Environmental Litigation	Jones Day	San Francisco	CA	United States	2003
Selling, Jocelyn	Partner Of Counsel	Private Clients Family Wealth Group	King and Spalding	San Francisco	CA	United States	1998

1 2 3 4  
Currently showing 51-75 of 96 results

About ALM | About Law.com | Customer Support | Reprints | Privacy Policy | Terms & Conditions  
Copyright 2011 ALM Media Properties, LLC. All rights reserved.





An ALM web site

# DAILY REPORT

4:38 P.M. EST  
Tuesday, February 22, 2011

Get premium access 30-day trial  
Subscribe now for under \$1 a day  
Receive free daily headlines



Name	Title	Practice Area	Firm	CV	State	Country	Graduated Law School	Practicing Since	2006 Rates	2007 Rates	2008 Rates	2009 Rates	2010 Rates
Shepard, Michael	Associate	Securities Litigation	Heber Eisen	San Francisco	CA	United States	2008	2008	750	760	760	760	760
Shin, Susan	Associate	Labor and Employment	Heber Eisen	San Francisco	CA	United States	2008	2008	260	260	325	325	390
Sponner, Leah	Associate	Commercial Litigation	K. and L. Gates	San Francisco	CA	United States	2003	2003	430	430	410	410	395
Stoyars, Eric	Associate	Business Transactions	King Spink	San Francisco	CA	United States							
Stewart, Rhonda L.	Associate	Business Transactions	King Spink	San Francisco	CA	United States							
Thaler, Alexandra (Sister)	Associate	Litigation	King Spink	San Francisco	CA	United States							
Thompson, Brent	Associate	Labor and Employment	King Spink	San Francisco	CA	United States							
Topnik, Christie D.	Associate	Tax	King Spink	San Francisco	CA	United States							
Trepert, Hollen	Associate	Business Restructuring and Reorganization	Paul, Hastings, Janofsky and Walker	San Francisco	CA	United States							
Trodels, Robert A.	Partner	Finance, Corporate and Bankruptcy	Paul, Hastings, Janofsky and Walker	San Francisco	CA	United States							
Ulland, Suzanne	Partner	Finance, Corporate and Bankruptcy	Paul, Hastings, Janofsky and Walker	San Francisco	CA	United States							
Vogt, Gary W.	Senior Legal Assistant	Litigation	Paul, Hastings, Janofsky and Walker	San Francisco	CA	United States							
Wagener, Kristine	Associate	Business Transactions	Paul, Hastings, Janofsky and Walker	San Francisco	CA	United States							
Wall, Gregory A.	Senior Attorney	Labor and Employment	Paul, Hastings, Janofsky and Walker	San Francisco	CA	United States							
Wessels, Kelly	Associate	Litigation	Paul, Hastings, Janofsky and Walker	San Francisco	CA	United States							
Whalen, Joe	Partner	Insurance and Risk Management	Paul, Hastings, Janofsky and Walker	San Francisco	CA	United States							
Wink, Jack L.	Associate	Business Transactions	Paul, Hastings, Janofsky and Walker	San Francisco	CA	United States							
Wilson, Nicholas	Counsel	Business Transactions	Paul, Hastings, Janofsky and Walker	San Francisco	CA	United States							
Woodruff, Kelly	Partner	Business Transactions	Paul, Hastings, Janofsky and Walker	San Francisco	CA	United States							
Zwibelman, Michael	Partner	Business Transactions	Paul, Hastings, Janofsky and Walker	San Francisco	CA	United States							

1 2 3 4  
Currently showing 76-96 of 96 results

About ALM | About Law.com | Customer Support | Feedback | Privacy Policy | Terms & Conditions  
Copyright 2011 ALM Media Properties, LLC. All Rights Reserved.



\* Click on any Title, Practice Area, Firm, City, State, Country, Graduation or Practicing Year for related rates

How to Advertise Contact Us

Barclay Guida

Public Notices

Court Calendars

Court Opinions

News Sections

Home

Going Rate Home Page >> All records for firms in San Francisco CA United States



**Westlaw CourtExpress**

**LEGAL BILLING REPORT**

VOLUME 11, NUMBER 1

May 2009

**BY BILLING RATE**

California Rate Report

PROFESSIONAL	FIRM	GRADUATED	ADMITTED	STATE	RATE	HOURS	TOTAL
P Kelly, Jr., Daniel	Davis Polk & Wardwell (CA)	1986	1986	CA	\$ 900.00	4.50	4,320.00
P Condes, Julia	Davis Polk & Wardwell (CA)	1990	1990	CA	955.00	17.00	16,235.00
P O'Brien, Scott	O'Melveny & Myers LLP (CA)	1975	1875	CA	860.00	1.10	946.00
P Tuchin, Michael	Klee, Tuchin, Bogdanoff & Stern, LLP	1990	1990	CA	850.00	0.50	425.00
P Balbach, Karen	Weil, Gotschal & Marges LLP (CA)	1986	1986	CA	799.00	0.80	639.20
P Arnold, Dennis	Gibson Dunn & Crutcher, LLP (CA)	1975	1978	CA	750.00	4.50	3,555.00
OC Morris, Michael	Hennigan Barnett & Dorman LLP	1979	1979	CA	750.00	65.20	45,652.00
P Auerch, Craig	White & Case LLP (CA)	1984	1984	CA	750.00	128.10	96,075.00
P Kharasch, Ira D.	Pachulski Stang Zieml Young Jones & Weintraub (CA)	1982	1982	CA	725.00	2.90	2,175.00
P Kornfeld, Alan	Pachulski Stang Zieml Young Jones & Weintraub (CA)	1987	1987	CA	725.00	0.80	580.00
A Lamb, Peter	Davis Polk & Wardwell (CA)	2005	2005	CA	680.00	101.40	69,952.00
P Irving, Jeanne E.	Hennigan Barnett & Dorman LLP	1978	1978	CA	680.00	18.10	6,868.00
P Kevane, Henry	Pachulski Stang Zieml Young Jones & Weintraub (CA)	1985	1986	CA	675.00	19.10	12,892.50
A Goslich, Ronald	White & Case LLP (CA)	2001	2001	CA	665.00	176.20	117,174.00
P Brown, Kenneth H.	Pachulski Stang Zieml Young Jones & Weintraub (CA)	1977	1981	CA	650.00	27.30	47,745.00
P Fidler, David	Klee, Tuchin, Bogdanoff & Stern, LLP	1997	1998	CA	650.00	23.10	15,015.00
P Weiskamm, Henry	Munger Tolles & Olson LLC	1987	1987	CA	650.00	0.50	328.00
P Bernthal, David M.	Pachulski Stang Zieml Young Jones & Weintraub (CA)	1989	1989	CA	645.00	35.50	22,952.00
P Montgomery, Cromwell	Gibson Dunn & Crutcher, LLP (CA)	1997	1997	CA	635.00	0.80	508.00
P Brown, Dennis	Munger Tolles & Olson LLC	1970	1970	CA	625.00	17.80	11,125.00
A Newman, Samuel	Gibson Dunn & Crutcher, LLP (CA)	2001	2001	CA	610.00	13.50	8,235.00
A DeGrath, Shiva	White & Case LLP (CA)	2003	2003	CA	600.00	183.70	110,220.00
P Vincent, Garth	Munger Tolles & Olson LLC	1988	1988	CA	600.00	124.90	74,780.00
A Scott, Malinda	White & Case LLP (CA)	2004	2004	CA	600.00	20.90	12,540.00
P Buchanan, Laura	Klee, Tuchin, Bogdanoff & Stern, LLP	1991	1991	CA	590.00	0.20	118.00
A Ger Kwang-chun, B	Weil, Gotschal & Marges LLP (CA)	2003	2003	CA	570.00	28.50	16,530.00
A Edral, David	Gibson Dunn & Crutcher, LLP (CA)	2003	2003	CA	570.00	2.50	1,653.00
P Heintz, Jeffrey	Munger Tolles & Olson LLC	1884	1984	CA	550.00	35.10	19,305.00
P Fried, Jeffrey	Pachulski Stang Zieml Young Jones & Weintraub (CA)	1995	1995	CA	535.00	21.40	11,449.00
P Rulon, James	Munger Tolles & Olson LLC	1997	1997	CA	525.00	25.80	13,545.00
A Morse, Joseph	Hennigan Barnett & Dorman LLP	2000	2000	CA	505.00	13.10	6,615.50
A Malach, Michael	Weil, Gotschal & Marges LLP (CA)	2005	2005	CA	500.00	36.50	18,250.00
A Barsho, Melissa	Gibson Dunn & Crutcher, LLP (CA)	2006	2006	CA	470.00	14.00	6,580.00
A Liu, Leslie	Weil, Gotschal & Marges LLP (CA)	2006	2006	CA	465.00	45.90	21,343.50
A Kauffman, Derek	Munger Tolles & Olson LLC	2005	2005	CA	450.00	508.30	228,733.00
A Hochleiner, Brian	Munger Tolles & Olson LLC	2002	2002	CA	435.00	0.30	130.50
A Nathan, Joseph	Weil, Gotschal & Marges LLP (CA)	2007	2007	CA	415.00	25.20	10,458.00
A Jaspser, M. Lance	Munger Tolles & Olson LLC	2006	2006	CA	400.00	96.20	38,480.00
A Estandart, Barney	Munger Tolles & Olson LLC	2006	2006	CA	400.00	8.80	3,520.00
A Rubin, Erendia E.	O'Melveny & Myers LLP (CA)	2006	2006	CA	395.00	8.40	3,318.00

California Rate Report

PROFESSIONAL	FIRM	GRADUATED	ADMITTED	STATE	RATE	HOURS	TOTAL
A. Schneider, Bradley	Munger, Tolles & Olson LLC	2004	2004	CA	\$ 385.00	1.30	513.50
A. Reaven, Matthew	Wells, Goltsbel & Marges LLP (CA)	2008	2008	CA	355.00	13.50	4,792.50
A. Guzman, Tanya	O'Melvaney & Myers LLP (CA)	2007	2007	CA	330.00	2.30	828.00
PP Neglia, Ross	O'Melvaney & Myers LLP (CA)				260.00	6.20	1,612.00
Finatison, Katha	Pachulski Slang Zieni Young Jones & Weintraub (CA)				225.00	27.50	6,210.00
Jeffries, Patricia J.	Pachulski Slang Zieni Young Jones & Weintraub (CA)				225.00	0.40	90.00
PP Fearson, Sandra	Klein, Tucka, Bogdanoff & Stern, LLP			CA	215.00	1.90	408.50
PP Floyd, Kevin	Hennigan Bennett & Dorman LLP				210.00	0.30	63.00
PP Krojts, Cheryl	Pachulski Slang Zieni Young Jones & Weintraub (CA)				205.00	2.20	451.00
CMA Pittman, Sherrie	Pachulski Slang Zieni Young Jones & Weintraub (CA)				125.00	2.50	325.00

**Westlaw CourtExpress**

**LEGAL BILLING REPORT**

VOLUME 11, NUMBER 2

August 2009

**BY BILLING RATE**

California rate Report

PROFESSIONAL	FIRM	GRADUATED	ADMITTED	STATE	RATE	HOURS	TOTAL
P Tolles, Stephen L.	Gibson Dunn & Crutcher, LLP (CA)	1982	1982	CA	\$ 860.00	0.10	\$ 86.00
P Patterson, Thomas	Klea Tuchin, Bogdanoff & Stern, LLP	1984	1984	CA	830.00	223.00	191,250.00
P Tuchin, Michael	Klea Tuchin, Bogdanoff & Stern, LLP	1980	1980	CA	850.00	74.40	63,240.00
P Stern, David	Klea Tuchin, Bogdanoff & Stern, LLP	1975	1975	CA	850.00	32.80	27,860.00
P Issler, Paul S.	Gibson Dunn & Crutcher, LLP (CA)	1986	1986	CA	840.00	6.35	5,334.00
P Arnold, Dennis	Gibson Dunn & Crutcher, LLP (CA)	1975	1976	CA	844.00	4.10	3,444.00
P Thompson, Brian	Quinn Emanuel Urquhart Oliver & Hedges, LLP	1991	1991	CA	820.00	72.80	59,696.00
P Balcer, Karen	Well, Gotshal & Manges, LLP (CA)	1986	1986	CA	810.00	40.40	32,740.00
P Zisli, Dean A.	Pachulski Stern Zisli Young Jones & Weintraub (CA)	1978	1978	CA	795.00	20.30	16,138.50
P Gilmer, Danielle	Quinn Emanuel Urquhart Oliver & Hedges, LLP	1993	1994	CA	775.00	9.50	7,362.50
P Averch, Craig	White & Case LLP (CA)	1984	1984	CA	750.00	189.20	141,900.00
P Keller, Tobias	White & Case LLP (CA)	1984	1980	CA	750.00	1.90	1,425.00
P Baker, James	White & Case LLP (CA)	1980	1980	CA	750.00	0.20	150.00
P Winston, Eric D.	Quinn Emanuel Urquhart Oliver & Hedges, LLP	1999	1999	CA	740.00	7.10	5,254.00
P Orr, Johanna Y.	Quinn Emanuel Urquhart Oliver & Hedges, LLP	1997	1997	CA	740.00	6.30	4,662.00
P Kornfeld, Alan	Pachulski Stern Zisli Young Jones & Weintraub (CA)	1987	1987	CA	725.00	10.10	7,322.50
P Blort, Jeffrey E.	Sidley Austin Brown & Wood LLP (CA)	1997	1998	CA	700.00	110.90	77,630.00
P Myers, Martin	White & Case LLP (CA)	1987	1987	CA	700.00	28.50	19,850.00
P Grassowen, Debra L.	Pachulski Stern Zisli Young Jones & Weintraub (CA)	1991	1992	CA	695.00	5.50	3,822.50
P Gustafson, Mark E.	White & Case LLP (CA)	1998	1998	CA	685.00	117.70	80,824.50
P Alash, Dora	Gibson Dunn & Crutcher, LLP (CA)	1995	1995	CA	675.00	39.40	26,595.00
A Gorski, Ronald	White & Case LLP (CA)	2001	2001	CA	665.00	271.50	147,297.50
P Montgomery, Cromwell	Gibson Dunn & Crutcher, LLP (CA)	1997	1997	CA	635.00	2.50	1,587.50
A Newman, Samuel	Gibson Dunn & Crutcher, LLP (CA)	2001	2001	CA	610.00	11.50	7,015.00
A Derahim, Shiva	White & Case LLP (CA)	2003	2003	CA	600.00	217.50	130,500.00
A Scott, Melanie	White & Case LLP (CA)	2004	2004	CA	800.00	74.90	44,940.00
P Trudell, Robert	White & Case LLP (CA)	1995	1995	CA	600.00	35.30	21,180.00
A Ger Kwang-chion, B.	Well, Gotshal & Manges, LLP (CA)	2003	2003	CA	580.00	54.20	31,436.00
OC Matcail, Brian	Klea, Tuchin, Bogdanoff & Stern, LLP	1998	1999	CA	575.00	12.40	7,130.00
A Egoff, David	Gibson Dunn & Crutcher, LLP (CA)	2003	2003	CA	570.00	0.50	285.00
C Crosby IV, Peter	White & Case LLP (CA)	1984	1984	CA	565.00	13.30	7,514.50
A Martin, Jill	White & Case LLP (CA)	2006	2006	CA	550.00	45.80	25,180.00
A Correa, Christine	White & Case LLP (CA)	2001	2001	CA	525.00	1.70	892.50
OC Brandt, Gina F.	Pachulski Stern Zisli Young Jones & Weintraub (CA)	1976	1976	CA	525.00	1.30	682.50
A Malefic, Michael	Well, Gotshal & Manges, LLP (CA)	2005	2005	CA	500.00	175.30	87,650.00
A Rodriguez, Noel	White & Case LLP (CA)	2003	2003	CA	500.00	41.80	20,900.00
A Heyn, Matthew	Klea, Tuchin, Bogdanoff & Stern, LLP	2003	2003	CA	495.00	111.80	55,341.00
A Barstow, Melissa	Gibson Dunn & Crutcher, LLP (CA)	2006	2006	CA	470.00	4.10	1,927.00
A Liu, Leslie	Well, Gotshal & Manges, LLP (CA)	2006	2006	CA	465.00	302.70	140,755.50
A Chun, Sebyul	White & Case LLP (CA)	2008	2008	CA	460.00	162.10	74,565.00

California rate Report

PROFESSIONAL	FIRM	GRADUATED	ADMITTED	STATE	RATE	HOURS	TOTAL
					\$		\$
A Morrison, Kelley M	White & Case LLP (CA)	2008	2008	CA	460.00	105.50	48,530.00
A Hawk, Jonathan	White & Case LLP (CA)	2007	2007	CA	460.00	20.30	9,338.00
P Phillip, Laurence	Mckenna Long & Aldridge LLP (CA)	1997	1997	CA	450.00	15.00	6,750.00
P Larsen, J David	Mckenna Long & Aldridge LLP (CA)	1997	1997	CA	450.00	10.00	4,500.00
A Guest, David	Klea, Tuchin, Bogdanoff & Stern, LLP	2005	2005	CA	430.00	366.70	157,881.00
A Pczmanlier, Courtney	Klea, Tuchin, Bogdanoff & Stern, LLP	2005	2005	CA	430.00	23.29	9,976.00
A Dickerson, Matthew	Sidley Austin Brown & Wood LLP (CA)	2007	2007	CA	425.00	25.30	10,752.50
A Tran, William	Sidley Austin Brown & Wood LLP (CA)	2006	2006	CA	425.00	5.40	2,295.00
A Nathan, Joseph	Well, Golsthal & Manes LLP (CA)	2007	2007	CA	415.00	61.50	25,522.50
A Whitson, Lorna S.	Gibson Dunn & Crutcher, LLP (CA)	2008	2008	CA	400.00	4.00	1,600.00
A Dearlhan, Kevin	Sidley Austin Brown & Wood LLP (CA)	2008	2008	CA	375.00	49.30	18,487.50
A Simonds, Ariella	Klea, Tuchin, Bogdanoff & Stern, LLP	2008	2008	CA	300.00	4.70	1,410.00
A Elliot, Kerin	Klea, Tuchin, Bogdanoff & Stern, LLP	2008	2008	CA	300.00	2.10	630.00
LIB Forrester, Leslie A.	Pachulski Stang Ziehl Young Jones & Weintraub (CA)				250.00	4.30	1,225.00
PP Haris, Denise A.	Pachulski Stang Ziehl Young Jones & Weintraub (CA)				225.00	8.50	1,912.50
PP Graceland, Michelle	Mckenna Long & Aldridge LLP (CA)				215.00	40.60	8,729.00
PP Pearson, Sandra	Klea, Tuchin, Bogdanoff & Stern, LLP			CA	215.00	36.00	7,740.00
PP Brown, Thomas J.	Pachulski Stang Ziehl Young Jones & Weintraub (CA)				195.00	2.00	390.00
LIB James, Carla H.	Gibson Dunn & Crutcher, LLP (CA)				165.00	0.50	82.50



**Westlaw CourtExpress**

**LEGAL BILLING REPORT**

VOLUME 11, NUMBER 3

December 2009

**BY BILLING RATE**

California Rate Report

PROFESSIONAL	FIRM	GRADUATED	ADMITTED	STATE	RATE	HOURS	TOTAL
P Pachulski, Richard M.	Pachulski Stang Zehn Young Jones & Weintraub (CA)	1978	1979	CA	\$ 885.00	287.62	\$ 257,419.90
P Patterson, Thomas	Klee, Tuckin, Bogdanoff & Stern, LLP	1994	1994	CA	850.00	382.60	333,710.00
P Teshin, Nicholas	Klee, Tuckin, Bogdanoff & Stern, LLP	1990	1990	CA	850.00	201.40	171,190.00
P Stiem, David	Klee, Tuckin, Bogdanoff & Stern, LLP	1975	1975	CA	850.00	84.80	58,480.00
P Pachulski, Richard M.	Pachulski Stang Zehn Young Jones & Weintraub (CA)	1979	1979	CA	850.00	68.00	57,800.00
P Arnold, Dennis	Gibson Dunn & Crutcher, LLP (CA)	1975	1976	CA	840.00	1.00	840.00
P Ziehl, Dean A.	Pachulski Stang Zehn Young Jones & Weintraub (CA)	1978	1978	CA	825.00	258.75	211,405.25
P Timmons, Brian	Quinn Emanuel Urquhart Oliver & Hedges, LLP	1991	1991	CA	820.00	240.60	197,282.00
P Lyons, Dennis	Quinn Emanuel Urquhart Oliver & Hedges, LLP	1886	1988	CA	820.00	80.20	65,764.00
P Orgel, Robert B.	Pachulski Stang Zehn Young Jones & Weintraub (CA)	1981	1981	CA	785.00	357.30	284,053.50
P Richards, Jeremy	Pachulski Stang Zehn Young Jones & Weintraub (CA)	1980	1981	CA	795.00	158.50	126,007.50
P Zehn, Dean A.	Pachulski Stang Zehn Young Jones & Weintraub (CA)	1978	1978	CA	795.00	94.00	74,730.00
P Zehn, Dean A.	Pachulski Stang Zehn Young Jones & Weintraub (CA)	1978	1978	CA	785.00	20.30	16,136.50
P Winston, Eric D.	Pachulski Stang Zehn Young Jones & Weintraub (CA)	1999	1999	CA	740.00	54.00	39,980.00
P Ong, Johanna Y.	Quinn Emanuel Urquhart Oliver & Hedges, LLP	1997	1997	CA	740.00	11.20	8,288.00
P Kornfeld, Alan	Pachulski Stang Zehn Young Jones & Weintraub (CA)	1987	1987	CA	725.00	10.10	7,322.50
P Grassmann, Deborah I.	Pachulski Stang Zehn Young Jones & Weintraub (CA)	1991	1992	CA	695.00	6.50	3,822.50
P Galina, Andrew	Pachulski Stang Zehn Young Jones & Weintraub (CA)	1983	1983	CA	685.00	3.40	2,363.00
P Parker, Daryl	Pachulski Stang Zehn Young Jones & Weintraub (CA)	1968	1970	CA	675.00	60.80	41,040.00
P Mahoney, James	Pachulski Stang Zehn Young Jones & Weintraub (CA)	1968	1967	CA	675.00	16.60	11,205.00
P Arash, Dora	Gibson Dunn & Crutcher, LLP (CA)	1995	1995	CA	675.00	14.80	9,990.00
P Davids, Roman	Klee, Tuckin, Bogdanoff & Stern, LLP	1985	1985	CA	650.00	1.40	910.00
A Newman, Samuel	Gibson Dunn & Crutcher, LLP (CA)	2001	2001	CA	610.00	3.70	2,287.00
C Hochman, Harry	Pachulski Stang Zehn Young Jones & Weintraub (CA)	1987	1987	CA	585.00	100.80	59,976.00
A Newmark, Victoria	Pachulski Stang Zehn Young Jones & Weintraub (CA)	1986	1997	CA	595.00	32.50	18,397.50
C Cho, Shady	Pachulski Stang Zehn Young Jones & Weintraub (CA)	1997	1997	CA	595.00	19.40	11,503.00
C Hochman, Harry	Pachulski Stang Zehn Young Jones & Weintraub (CA)	1987	1987	CA	575.00	57.60	33,120.00
A Dirckman, Jennifer	Klee, Tuckin, Bogdanoff & Stern, LLP	1989	1989	CA	575.00	1.40	802.50
OC Matcalf, Brian	Klee, Tuckin, Bogdanoff & Stern, LLP	1999	1999	CA	575.00	0.70	402.50
A Heyn, Wayne	Pachulski Stang Zehn Young Jones & Weintraub (CA)	1976	1976	CA	525.00	1.30	682.50
P Brown, Glenn	Klee, Tuckin, Bogdanoff & Stern, LLP	2003	2003	CA	495.00	109.70	54,301.50
A Barstow, Melissa	Pachulski Stang Zehn Young Jones & Weintraub (CA)	1989	1989	CA	495.00	0.50	247.50
A Liu, Leslie	Gibson Dunn & Crutcher, LLP (CA)	2006	2006	CA	485.00	9.80	4,557.00
P Phelan, Laurence	Wyll, Gelshtel & Maloney, LLP (CA)	1997	1997	CA	450.00	2.70	1,215.00
A Guass, David	McKerrea Long & Ashrade, LLP (CA)	2005	2005	CA	430.00	402.90	173,247.00
PP Santos, Joseph C	Quinn Emanuel Urquhart Oliver & Hedges, LLP	2008	2008	CA	380.00	4.80	1,748.00
A Elliot, Koim	Klee, Tuckin, Bogdanoff & Stern, LLP	2008	2008	CA	300.00	16.60	4,980.00
PP Lacroix, Maurice	Quinn Emanuel Urquhart Oliver & Hedges, LLP	2008	2008	CA	250.00	20.30	5,075.00
LIB Forrester, Leslie A.	Pachulski Stang Zehn Young Jones & Weintraub (CA)	2008	2008	CA	250.00	4.90	1,225.00

California Rate Report

PROFESSIONAL	FIRM	GRADUATED	ADMITTED	STATE	RATE	HOURS	TOTAL
LIg Farnesier, Leslie A.	Pachniski Slang Ziehl Young Jones & Weintraub (CA)				\$ 250.00	1.80	450.00
PP Harris, Denise A.	Pachniski Slang Ziehl Young Jones & Weintraub (CA)				225.00	47.80	10,777.50
PP Harris, Denise A.	Pachniski Slang Ziehl Young Jones & Weintraub (CA)				225.00	8.50	1,912.50
PP Hamblen, Felice	Pachniski Slang Ziehl Young Jones & Weintraub (CA)				225.00	0.40	90.00
PP Gyncerfer, Michelle	Mckenna Long & Aldridge LLP (CA)				215.00	60.40	12,986.00
PP Brown, Thomas J.	Klee, Tuchin, Bogdanoff & Stern, LLP				215.00	57.40	11,268.00
PP Matoso, Mike	Pachniski Slang Ziehl Young Jones & Weintraub (CA)				195.00	59.75	11,651.25
PP Brown, Thomas J.	Pachniski Slang Ziehl Young Jones & Weintraub (CA)				195.00	6.00	1,170.00
PP Matoso, Mike	Pachniski Slang Ziehl Young Jones & Weintraub (CA)				195.00	2.00	390.00
US Ewenheart, Christine	Mckenna Long & Aldridge LLP (CA)				180.00	3.00	540.00
PP Sahn, Andrew	Pachniski Slang Ziehl Young Jones & Weintraub (CA)				150.00	16.80	2,535.00
PP Bass, John	Pachniski Slang Ziehl Young Jones & Weintraub (CA)				150.00	0.80	120.00





**2010 NLJ Billing Survey**

Copyright © 2010, ALM Media Properties, LLC. All Rights Reserved

Fiscal Year	Firm Name	Location	Firmwide Average	Partner High	Partner Low	Partner Average	Associate High	Associate Low	Associate Average
2010	Adams and Reese	New Orleans	\$265	\$550	\$250	\$344	\$290	\$195	\$229
2010	Akerman Senterfitt	Miami							
2010	Akin Gump Strauss Hauer & Field	Washington							
2010	Allen Matkins Lack	Los Angeles							
2010	Gamble Malloy & Natisis	Atlanta	\$515	\$865	\$450	\$627	\$590	\$270	\$405
2010	Alston & Bird	Houston							
2010	Andrews Kurth	Haddonfield, NJ		\$560	\$305		\$340	\$175	
2010	Archer & Greiner								
2010	Arent Fox	Washington		\$765	\$400		\$475	\$240	
2010	Armstrong Teasdale	St. Louis		\$475	\$300		\$325	\$200	
2010	Arnold & Porter	Washington							
2010	Baker & Daniels	Indianapolis							
2010	Baker & Hostetler	Cleveland							
2010	Baker Botts L.L.P.	Houston							
2010	Baker, Donelson, Bearman, Caldwell & Berkowitz	Memphis, TN	\$312	\$595	\$255	\$357	\$320	\$165	\$231
2010	Ballard Spahr	Philadelphia							
2010	Barnes & Thornburg	Indianapolis	\$367	\$613	\$298	\$416	\$355	\$225	\$261
2010	Bass, Berry & Sims	Nashville, TN							
2010	Benesch, Friedlander, Coplan & Aronoff	Cleveland	\$315	\$575	\$350	\$335	\$360	\$195	\$245
2010	Best Best & Krieger	Riverside, Calif.		\$550	\$310		\$395	\$225	



Fiscal Year	Firm Name	Location	Firmwide Average	Partner High	Partner Low	Partner Average	Associate High	Associate Low	Associate Average
2010	Dewey & Leboeuf LLP	New York							
2010	Dickinson Wright	Detroit		\$575	\$355		\$275	\$195	
2010	Dickstein Shapiro	Washington	\$546	\$950	\$525	\$656	\$530	\$265	\$426
2010	Dinsmore & Shohl	Cincinnati	\$302	\$590	\$220	\$360	\$300	\$175	\$222
2010	DLA Piper	Chicago							
2010	Dorsey & Whitney	Minneapolis	\$410	\$795	\$290	\$515	\$440	\$180	\$285
2010	Duane Morris	Philadelphia	\$483	\$850	\$240	\$560	\$480	\$135	\$349
2010	Dykema Gossett	Detroit	\$445	\$635	\$360	\$495	\$450	\$225	\$325
2010	Eckert Seamans Chertin & Melloff	Pittsburgh		\$625	\$250		\$320	\$150	
2010	Edwards Angell Palmer & Dodge	Boston	\$451	\$780	\$345	\$571	\$610	\$200	\$323
2010	Epstein Becker & Green	New York	\$429	\$850	\$350	\$620	\$450	\$180	\$325
2010	Faegre & Benson LLP	Minneapolis							
2010	Finnegan, Henderson, Farabow, Garrett & Dünner	Washington							
2010	Fish & Richardson	Boston							
2010	Fisher & Phillips	Atlanta		\$505	\$340		\$360	\$220	
2010	Fitzpatrick, Calla, Harper & Scinto	New York		\$730	\$460		\$440	\$275	
2010	Foley & Lardner	Milwaukee	\$554	\$1,035		\$654		\$255	\$426
2010	Foley Hoag	Boston							
2010	Ford & Harrison	Atlanta		\$620	\$375		\$390	\$250	
2010	Fowler White Boggs	Tampa, FL	\$350	\$675	\$325	\$400	\$315	\$205	\$250
2010	Fox Rothschild	Philadelphia	\$407	\$690	\$315	\$473	\$475	\$235	\$298
2010	Frost Brown Todd	Cincinnati	\$279	\$515	\$200	\$326	\$250	\$150	\$189
2010	Fulbright & Jaworski	Houston							
2010	Gardere Wynne Sewell	Dallas	\$445	\$815	\$380	\$531	\$445	\$195	\$311
2010	Gibbons	Newark, NJ	\$404	\$790	\$390	\$479	\$450	\$250	\$289
2010	Gibson, Dunn & Crutcher LLP	Los Angeles							
2010	Godfrey & Kahn	Milwaukee		\$495	\$325		\$340	\$180	
2010	Goodwin Procter	Boston							

Fiscal Year	Firm Name	Location	Firmwide Average	Partner High	Partner Low	Partner Average	Associate High	Associate Low	Associate Average
2010	Gordon & Rees	San Francisco, CA							
2010	GrayRobinson	Orlando, FL		\$750	\$225		\$315	\$150	
2010	Greenberg Traurig	New York	\$453	\$875	\$355	\$550	\$610	\$200	\$332
2010	Harris Beach	Rochester, NY		\$500	\$275		\$250	\$140	
2010	Haynes and Boone	Dallas							
2010	Hinshaw & Culbertson	Chicago							
2010	Hiscock & Barclay	Syracuse, NY	\$311	\$650	\$195	\$348	\$440	\$150	\$234
2010	Hodgson Russ	Buffalo, NY	\$328	\$665	\$230	\$374	\$410	\$175	\$238
2010	Hogan Lovells	Washington							
2010	Holland & Hart LLP	Washington							
2010	Holland & Knight	Washington	\$418	\$850	\$300	\$499	\$480	\$185	\$288
2010	Holme Roberts & Owen	Denver	\$356	\$635	\$285	\$415	\$530	\$170	\$295
2010	Honigman Miller Schwartz and Cohn	Detroit							
2010	Hughes Hubbard & Reed LLP	New York							
2010	Hunton & Williams	Richmond, VA							
2010	Husch Blackwell	St. Louis	\$329	\$804	\$230	\$357	\$415	\$171	\$220
2010	Ice Miller LLP	Indianapolis							
2010	Irell & Manella	Los Angeles							
2010	Jackson Kelly	Charleston, WV		\$495	\$245		\$275	\$155	
2010	Jackson Lewis	White Plains, NY	\$384	\$715	\$260	\$428	\$440	\$150	\$282
2010	Jones Day	Washington							
2010	Jones, Walker, Waechter, Poitevent, Carrara & Denegre	New Orleans		\$520	\$195		\$275	\$140	
2010	K&L Gates	Pittsburgh							
2010	Kelley Drye & Warren	New York		\$900	\$465		\$565	\$275	
2010	Kenyon & Kenyon LLP	New York							



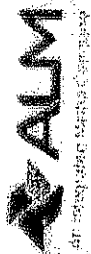
Fiscal Year	Firm Name	Location	Firmwide Average	Partner High	Partner Low	Partner Average	Associate High	Associate Low	Associate Average
2010	Kilpatrick Stockton	Atlanta	\$425	\$730	\$375	\$527	\$465	\$225	\$320
2010	Kirkland & Ellis	Chicago							
2010	Knobbe, Martens, Olson & Bear	Irvine, CA	\$432	\$710	\$395	\$511	\$450	\$285	\$332
2010	Kramer Levin Nafellis & Frankel	New York							
2010	Lane Powell	Seattle	\$349	\$600	\$310	\$431	\$350	\$230	\$278
2010	Lathrop & Gage	Kansas City		\$490	\$255		\$265	\$160	
2010	LeClairRyan, Professional Corporation	Richmond, VA							
2010	Leonard, Street and DeNard	Minneapolis							
2010	Lewis and Roca	Phoenix, AZ							
2010	Lewis Brisbois Bisgaard & Smith	Los Angeles							
2010	Lewis, Rice & Fingersh	St. Louis		\$460	\$250		\$315	\$150	\$235
2010	Lindquist & Vennum	Minneapolis	\$330			\$415			\$296
2010	Littler Mendelson	San Francisco	\$372	\$650	\$290	\$445	\$480	\$210	\$320
2010	Locke Lord Bissell & Liddell	Dallas	\$486	\$1,120	\$400	\$599	\$525	\$215	\$320
2010	Loeb & Loeb	New York		\$975	\$475		\$575	\$275	
2010	Lowenstein Sandler	Roseland, NJ		\$825	\$440		\$575	\$235	
2010	Luce, Forward, Hamilton & Scripps	San Diego		\$670	\$350		\$445	\$245	
2010	Manatt, Phelps & Phillips	Los Angeles	\$568	\$850	\$525	\$651	\$525	\$200	\$405
2010	Marshall, Dennehey, Warner, Coleman & Goggin	Philadelphia		\$410	\$145		\$320	\$130	
2010	Maynard, Cooper & Gate	Birmingham, AL		\$600	\$325		\$295	\$235	
2010	McAndrews, Held & Malloy	Chicago		\$675	\$260		\$850	\$225	

Fiscal Year	Firm Name	Location	Firmwide Average	Partner High	Partner Low	Partner Average	Associate High	Associate Low	Associate Average
2010	McCarter & English	Newark, NJ	\$355	\$825	\$360	\$498	\$405	\$215	\$313
2010	McEroy, Deutsch, Mulvaney & Carpenter	Morristown, N.J.	\$210	\$550	\$295	\$280	\$275	\$150	\$190
2010	McGuireWoods	Richmond, Va.	\$455	\$830	\$325	\$543	\$600	\$220	\$355
2010	McKenna Long & Aldridge	Atlanta	\$455	\$775	\$375	\$540	\$490	\$220	\$366
2010	Michael Best & Friedrich	Milwaukee	\$345	\$650	\$235	\$400	\$320	\$190	\$239
2010	Miles & Stockbridge	Baltimore	\$695	\$695	\$325	\$370	\$370	\$220	\$218
2010	Miller & Martin	Chattanooga, TN	\$328	\$610	\$235	\$361	\$275	\$180	\$218
2010	Miller, Canfield, Paddock and Stone	Detroit							
2010	Montgomery, McCracken, Walker & Rhoads	Philadelphia		\$625	\$380	\$461	\$395	\$205	\$284
2010	Moore & Van Allen	Charlotte, N.C.	\$364	\$785	\$265	\$441	\$350	\$180	\$257
2010	Morgan, Lewis & Bockius	Philadelphia							
2010	Morris, Manning & Martin	Atlanta	\$424	\$760	\$425	\$492	\$545	\$225	\$353
2010	Morrison & Foerster	San Francisco, CA							
2010	Munger, Tolles & Olson	Los Angeles							
2010	Neal, Gerber & Eisenberg	Chicago							
2010	Nelson Mullins Riley & Scarborough	Columbia, SC	\$347	\$850	\$245	\$399	\$335	\$185	\$248
2010	Nexsen Pruet	Columbia, SC		\$625	\$230		\$250	\$150	
2010	Nixon Peabody	New York	\$429	\$905	\$375	\$613	\$580	\$195	\$388
2010	O'Melveny & Myers	Los Angeles							
2010	Ogletree, Deakins, Nash, Smoak & Stewart	Greenville, S.C.	\$351	\$575	\$300	\$389	\$390	\$195	\$285

Fiscal Year	Firm Name	Location	Firmwide Average	Partner High	Partner Low	Partner Average	Associate High	Associate Low	Associate Average
2010	Ornick, Herrington & Sutcliffe	San Francisco, CA							
2010	Parker Poe Adams & Bernstein LLP	Charlotte N.C.							
2010	Patton Boggs	Washington New York	\$482	\$990	\$355	\$645	\$550	\$215	\$399
2010	Paul, Hastings, Janofsky & Walker	New York							
2010	Paul, Weiss, Rifkind Wharton & Garrison LLP	Philadelphia	\$326	\$825	\$420	\$547	\$465	\$230	\$329
2010	Pepper Hamilton	Seattle	\$447	\$825	\$275	\$534	\$570	\$200	\$354
2010	Perkins Cole	New Orleans	\$226	\$385	\$160	\$272	\$240	\$145	\$183
2010	Phillips Lytle	Buffalo, NY	\$255	\$535	\$260	\$352	\$450	\$150	\$283
2010	Pilisbury Winthrop Shaw Pittman	New York							
2010	Polsinelli Shughart	Kansas City, MO		\$600	\$250		\$325	\$185	
2010	Quarles & Brady	Milwaukee	\$364	\$660	\$290	\$438	\$400	\$210	\$260
2010	Reed Smith	Pittsburgh							
2010	Reinhart Boerner Van Duren	Milwaukee							
2010	Roetzel & Andress	Akron, OH	\$317	\$525	\$225	\$357	\$325	\$165	\$243
2010	Rutan & Tucker	Costa Mesa, CA		\$650	\$355		\$450	\$225	
2010	Saul Ewing	Philadelphia	\$412	\$800	\$320	\$491	\$475	\$225	\$310
2010	Schiff Hardin LLP	Chicago							
2010	Schnader Harrison Segal & Lewis	Philadelphia							
2010	Schulte Roth & Zabel	New York	\$350	\$695	\$735	\$415	\$690	\$275	\$260
2010	Schwabe, Williamson & Wyatt	Portland, OR		\$640	\$310		\$450	\$200	
2010	Sedgwick, Detert, Moran & Arnold	San Francisco							
2010	Seyfarth Shaw	Chicago	\$377	\$770	\$335	\$505	\$535	\$185	\$325

Fiscal Year	Firm Name	Location	Firmwide Average	Partner High	Partner Low	Partner Average	Associate High	Associate Low	Associate Average
2010	Sheppard Mullin	Los Angeles		\$820	\$495		\$620	\$270	
2010	Stelman & Howard	New York							
2010	Shook, Hardy & Bacon	Kansas City, MO							
2010	Shumaker, Loop & Kendrick	Toledo, OH	\$331	\$540	\$290	\$315	\$315	\$185	\$246
2010	Skadden, Arps, Slate, Meagher & Flom	New York							
2010	Smith, Gambrell & Russell	Atlanta		\$740	\$325		\$440	\$195	
2010	Snell & Wilmer	Phoenix		\$795	\$315	\$480	\$550	\$175	\$282
2010	Squire, Sanders & Dempsey	Cleveland	\$338						
2010	Steptoe & Johnson LLP	Washington							
2010	Stevens & Lee	Reading, PA							
2010	Stinson Morrison Hecker	Kansas City, MO							
2010	Sites & Harbison	Louisville, KY							
2010	Stoel Rives	Portland, OR	\$381	\$600	\$315	\$441	\$390	\$190	\$270
2010	Strasburger & Price	Dallas	\$336	\$617	\$250	\$372	\$306	\$194	\$243
2010	Sullivan & Worcester	Boston	\$537	\$830	\$475	\$647	\$535	\$290	\$383
2010	Sutherland Asbill & Brennan	Atlanta							
2010	Taft, Stettinius & Hollister	Cincinnati	\$315	\$500	\$220	\$358	\$365	\$165	\$227
2010	Thompson & Knight	Dallas		\$825	\$410		\$440	\$265	
2010	Thompson Coburn	St. Louis		\$610	\$300		\$395	\$190	
2010	Townsend and Townsend and Crew	San Francisco, CA	\$320	\$750	\$470	\$563	\$460	\$260	\$345
2010	Troutman Sanders	Atlanta							
2010	Ulmer & Berne	Cleveland		\$565	\$260		\$375	\$185	
2010	Vedder Price	Chicago	\$425	\$720	\$370	\$483	\$365	\$255	\$326
2010	Venable	Washington	\$484	\$950	\$445	\$590	\$500	\$280	\$353

Fiscal Year	Firm Name	Location	Firmwide Average	Partner High	Partner Low	Partner Average	Associate High	Associate Low	Associate Average
2010	Vorys, Sater, Seymour and Peese	Columbus, OH							
2010	Wachtell, Lipton, Rosen & Katz	New York							
2010	Weil, Gotshat & Manges LLP	New York							
2010	White and Williams	Philadelphia							
2010	Wildman, Harrold, Allen & Dixon LLP	Chicago							
2010	Wilsey Rein	Washington							
2010	Williams Mullen	Richmond, Va.	\$368	\$645	\$315	\$428	\$370	\$230	\$279
2010	Willkie Farr & Gallagher LLP	New York							
2010	Wilmer Cutler Pickering Hale and Dorr	Washington							
2010	Winstead	Dallas	\$395	\$685	\$340	\$462	\$390	\$215	\$291
2010	Winston & Strawn	Chicago	\$486	\$1,075	\$475	\$670	\$610	\$250	\$393
2010	Wombie Carlyle Sandridge & Rice	Winston Salem, NC	\$372	\$625	\$300	\$461	\$445	\$210	\$291
2010	Wyatt, Tarrant & Combs	Louisville, KY		\$500	\$245		\$285	\$180	



**2010 NLJ Associate Class Billing Survey**  
 Copyright © 2009, ALM Media Properties, LLC. All Rights Reserved.

Final Year	Firm Name	1st year	2nd year	3rd year	4th year	5th year	6th year	7th year	8th year
2010	Alston & Bird	\$270 - \$345	\$330 - \$395	\$365 - \$440	\$395 - \$470	\$420 - \$515	\$445 - \$550	\$470 - \$570	
2010	Benesch, Friedlander, Coplan	\$195	\$200	\$215	\$230	\$240	\$250	\$275	
2010	Blank Rome	\$250 - \$275	\$260 - \$290	\$280 - \$305	\$325 - \$360	\$345 - \$400	\$370 - \$435	\$390 - \$460	\$410 - \$480
2010	Brinks Hofer Gilson & Lione	\$240	\$265	\$285	\$310	\$340	\$365	\$390	\$410
2010	Brownstein Hyatt Farber Schreck	\$200							
2010	Bryan Cave	\$185 - \$300	\$215 - \$350	\$250 - \$385	\$275 - \$395	\$300 - \$420	\$275 - \$460	\$330 - \$480	\$340 - \$510
2010	Curtis, Mallet-Prevost, Colt &	\$290	\$335	\$375	\$415	\$455	\$495	\$535	\$575
2010	Davis Wright Tremaine	\$190 - \$285	\$205 - \$295	\$225 - \$325	\$235 - \$345	\$245 - \$365	\$265 - \$380	\$285 - \$405	\$295 - \$415
2010	Dickinson Wright	\$190	\$195	\$205	\$220	\$230	\$240	\$250	
2010	Dickstein Shapiro	\$265 - \$290	\$325 - \$375	\$375 - \$425	\$375 - \$425	\$425 - \$475	\$425 - \$475	\$475 - \$530	\$475 - \$530
2010	Dinsmore & Shohl	\$180	\$190	\$205	\$220	\$230	\$240	\$260	260
2010	Edwards Angell Palmer & Dodge	255	275						
2010	Fitzpatrick, Cella, Harper & Scinto	\$275	\$300	\$325	\$350	\$370	\$385	\$405	\$420

Filed Year	Firm Name	Associate Class											
		1st year	2nd year	3rd year	4th year	5th year	6th year	7th year	8th year				
2010	Frost Brown Todd	\$150											
2010	Gardere Wynne Sewell	195	210	260	280	300	315	355					385
2010	Harris Beach	\$155	\$170	\$200	\$230	\$230	\$230	\$250					\$250
2010	Hiscock & Barclay	\$150 - \$340	\$150-340	\$165 - \$360	\$165 - \$360	\$165 - \$360	\$175 - \$380	\$175 - \$380	\$175 - \$380	\$185 - \$440			
2010	Kelley Dye & Warren	\$305	\$340	\$370	\$410	\$435	\$455	\$485					510
2010	Kilpatrick Stockton	250	275	310	325	335	360	375					385
2010	Klobbe Martens Olson & Bear	\$285	\$310	\$335	\$360	\$385							
2010	Lindquist & Vennum	\$200	\$210	225	235	245	260	265					290
2010	Locke Lord Bissell & Liddell	\$215	\$230	\$253	\$270	\$300	\$321	\$349					\$386
2010	Loeb & Loeb	\$350 - \$375											
2010	Maynard, Cooper & Gale	\$235	\$235	\$245	\$255	\$270	\$280	\$295					
2010	McElroy, Deutsch, Mulvaney & Mutter	\$150	\$175	\$185	\$195	\$200	\$205	\$210					\$220
2010	McKenna Long & Aldridge	279	312	325	346	363	381	382					415
2010	Montgomery, McCracken, Walker & Moris	\$205	\$215	\$235	\$235	\$275	\$295	\$315					\$335
2010	Morris, Manning & Martin	\$200	\$265	\$310	\$340	\$365	\$390	\$415					\$425

Year	Firm Name	Assessable Class											
		1st year	2nd year	3rd year	4th year	5th year	6th year	7th year	8th year				
2010	Frost Brown Todd	\$150											
2010	Gardere Wynne Sewell	195	210	260	280	300	315	355				385	
2010	Harris Beach	\$155	\$170	\$200	\$230	\$230	\$230	\$250				\$250	
2010	Miscock & Barclay	\$150 - \$340	\$150-340	\$165 - \$360	\$165 - \$360	\$165 - \$360	\$175 - \$380	\$175 - \$380	\$175 - \$380	\$185 - \$440			
2010	Kelley Dye & Warren	\$305	\$340	\$370	\$410	\$435	\$455	\$485				510	
2010	Kilpatrick Stockton	250	275	310	325	335	360	375				385	
2010	Knobbe Martens Olson & Bear	\$285	\$310	\$335	\$360	\$385							
2010	Lindquist & Vennum	\$200	\$210	225	235	245	260	265				290	
2010	Locke Lord Bissell & Liddell	\$215	\$230	\$253	\$270	\$300	\$321	\$349				\$386	
2010	Loeb & Loeb	\$350 - \$375											
2010	Maynard, Cooper & Gale	\$235	\$235	\$245	\$255	\$270	\$280	\$295					
2010	McElroy Deutsch, Mulvaney &	\$150	\$175	\$185	\$195	\$200	\$205	\$210				\$220	
2010	McKenna Long & Aldridge	279	312	325	346	363	381	382				415	
2010	Montgomery, McCracken, Walker	\$205	\$215	\$235	\$255	\$275	\$295	\$315				\$335	
2010	Morris, Manning & Martin	\$200	\$265	\$310	\$340	\$365	\$390	\$415				\$425	



Fiscal Year		Associate Class									
Firm Name		1st year	2nd year	3rd year	4th year	5th year	6th year	7th year	8th year		
2010	Patton Boggs	\$290	\$315	\$340	\$370	\$400	\$425	\$450	\$480		
2010	Pepper Hamilton	\$230	\$275	\$300	\$330	\$355	\$370	\$385	\$395		
2010	Perkins Cole	272	290	306	337	345	372	391	436		
2010	Phillips Lytle	\$160	\$170	\$190	\$195	\$210	\$225	\$220	235		
2010	Quantes & Brady	\$210 - \$235	\$220 - \$240								
2010	Saul Ewing	\$225 - \$235	\$230 - \$260	\$255 - \$275	\$240 - \$315	\$260 - \$285	\$285 - \$300	\$295 - \$425	\$275 - \$320		
2010	Schutte Roth & Zabel	\$375	\$445	\$495	\$540	\$560	\$580	\$605	\$625		
2010	Schwabe										
2010	Williamson & Wyatt	\$200									
2010	Sheppard, Mullin, Richter & Hampton	\$270 - \$335	\$330 - \$430	\$365 - \$475	\$395 - \$510	\$420 - \$540	\$445 - \$565	\$470 - \$595	\$490 - \$620		
2010	Snell & Wilmer	\$185	\$200	\$225	\$260	\$285	\$315	\$350	\$365		
2010	Strasburger & Price	\$200	\$220	\$240	\$260	\$280	\$300	\$320	\$340		
2010	Sullivan & Worcester	\$290	\$305	\$330	\$350	\$370	\$390	\$425			
2010	Thompson & Knight	\$265	\$300	\$330	\$365	\$385	\$405	\$425	\$440		
2010	Townsend and Townsend and Crew	260	290	325	370	390	420	450	460		
2010	Veeder Price	225	270	290	310	325	345	360	380		

Fiscal Year	Firm Name	Associate Class							
		1st year	2nd year	3rd year	4th year	5th year	6th year	7th year	8th year
2010	Williams Mullien	\$230	\$250	\$265	\$295	\$295	\$310	\$345	\$345
2010	Winstead	\$215	215	227	260	280	300	325	350
2010	Winston & Strawn	\$295 - \$320	\$305 - \$335	\$325 - \$365	\$350 - \$400	\$380 - \$440	\$420 - \$460	\$455 - \$520	\$490 - \$555



Font Size: + -

**Bankruptcy Rates Top \$1,000 Mark in 2008-09**

Amy Kolz  
The American Lawyer  
December 16, 2009

Print Share Email Reprints & Permissions Post a Comment

A review of bankruptcy rates in Delaware and the Southern District of New York shows that a handful of U.S.-based partners at Am Law 200 firms have inched above the \$1,000 rate barrier, making bankruptcy work as lucrative as it was plentiful in 2008 and 2009. Over a 12-month period ending August 2009, there were more than 13,000 billing rate entries submitted by law firms in the nation's two busiest bankruptcy courts, according to a new database compiled by ALM Media.

Among U.S.-based lawyers at Am Law 200 firms, Shearman & Sterling tax partner Bernie Pistillo topped the rate chart with an hourly fee of \$1,065 for his work on the bankruptcy of Stock Building Supply Holdings LLC, a building products supplier, in Delaware. (One solo practitioner in Pleasantville, N.Y., Alan Harris, surpassed Pistillo's rate, charging \$1,200 an hour for his work as special real estate litigation counsel on the bankruptcy of Digital Printing Systems in the Southern District of New York.) Eleven other U.S.-based Am Law 200 partners were in the \$1,000-plus club, according to the database. Cadwalader, Wickersham & Taft financial restructuring co-chair Daryck Palmer, a former Weil, Gotshal & Manges partner, billed Lyondell Chemical Co. at a rate of \$1,050 for work on its 2009 bankruptcy. Greenberg Traurig bankruptcy co-chair Bruce Zirinsky, who left Cadwalader last January, billed \$1,050 an hour as debtor's counsel for TH Agriculture and Nutrition LLC, as did White & Case global restructuring head Thomas Lauria for WCI Communities Inc., and Robert Pincus, the head of the corporate practice in Skadden, Arps, Slate, Meagher & Flom's Wilmington office, for Hayes Lemmerz International Inc., an automotive wheel supplier.

Neal Stoll, a Skadden antitrust partner, and Sally Thurston, a Skadden tax partner, billed \$1,035 for work on the bankruptcies of VeraSun Energy Corp. and Hayes Lemmerz, respectively, while Latham & Watkins corporate finance chair Kirk Davenport billed at \$1,025 an hour for Dayton Superior Corp.'s filing. Paul Weiss, Rifkind, Wharton & Garrison partners Carl Reiser and Richard Bronstein billed at \$1,025 for the Buffets Inc., bankruptcy. (Reiser is co-head of the firm's M&A practice and Bronstein is co-chair of its tax practice.) Simpson Thacher & Bartlett partners Lee Meyerson and litigator Michael Chepiga charged Lehman Brothers \$1,000 an hour on the sale of its brokerage to Barclays Bank PLC.


Absent from the \$1,000 club are Weil, Gotshal & Manges restructuring gurus Harvey Miller and Marcia Goldstein. Both clocked rates of \$950 an hour for their work on the Lehman Brothers and BearingPoint Inc. bankruptcies, respectively. Also, Kirkland & Ellis' James Sprayregen billed \$965 an hour for work on the bankruptcies of Lear Corp. and The Reader's Digest Association. And Jones Day partner Corinne Ball charged \$900 an hour for her work on Chrysler's filing.

Comparing the median partner rates among Am Law 200 firms in the database demonstrated that there are few bargains when it comes to Chapter 11 work. Among those charging median partner rates of more than \$900 an hour were: Cadwalader; Cleary Gottlieb Steen & Hamilton; Davis Polk & Wardwell; Milbank, Tweed, Hadley & McCloy; Paul Weiss; Shearman & Sterling; Simpson Thacher; and Skadden. Firms with median partner billing rates between \$800 and \$900 were Gibson Dunn, Fried Frank, Latham, Paul Hastings, Weil Gotshal, and White & Case. Firms billing \$700 or below were Akin Gump Strauss Hauer & Feld, Kirkland, Sidley Austin, and Sonnenschein Nath & Rosenthal. (Medians can be deceiving, since some firms, such as Kirkland, had a difference of more than \$600 between its highest- and lowest-rate partners.)


The bankruptcy case with one of the highest median partner rates was Nortel Networks. The phone equipment maker paid firms such as Cleary and Kirkland a median partner rate of \$940. Firms working on the Lehman filing billed a median partner rate of \$810 during the time period, while firms working on the filing of Tribune Co. billed a median of \$690, according to the database.

Associate rates occasionally topped \$700 an hour on bankruptcies including Lehman and Nortel Networks, as well as that of the lesser-known Sportsman's Warehouse. Discovery attorneys, research specialists and benefits consultants sometimes billed between \$500 and \$600 on cases such as Nortel, Charter Communications and Graphics Properties Holdings Inc.

FIRM	MEDIAN PARTNER RATE*	# PARTNERS FILING
Simpson Thacher	\$980	30
Cleary Gottlieb	\$960	47
Shearman & Sterling	\$950	17
Davis Polk	\$948	14
Skadden	\$945	38
Paul Weiss	\$925	24
Cadwalader	\$900	29
Milbank	\$900	55
Weil Gotshal	\$843	142
Gibson Dunn	\$840	29
Fried Frank	\$83	518
Latham & Watkins	\$830	57
White & Case	\$825	21
Paul Hastings	\$810	46
Sidley Austin	\$700	99
Akin Gump	\$680	79



Top Stories From Law.com  
Legal Technology  
Public Performance in the Digital Age  
Corporate Counsel  
"In the Crosshairs": GCs Can Ignore Financial Fraud Risks at Their Peril  
Small Firm Buyness  
San Francisco Associate Wins \$1 Million In ESPN Game



lawjobs.com  
TOP JOBS  
MATRIMONIAL LITIGATOR  
CONFIDENTIAL SEARCH  
Great Neck, NY  
Associate General Counsel  
Salisbury, VA  
MORE JOBS >>  
POST A JOB >>

ADVERTISEMENT

Kirkland	\$675	149
Sonnenschein	\$625	47

\*U.S.-based partners only.

The American Lawyer will publish a detailed analysis of the bankruptcy billing rates in its February 2010 issue.

[Click here to order the Excel® version of the 2009 Bankruptcy Billing Rates Report.](#)

*This article first appeared on The Am Law Daily blog on AmericanLawyer.com.*

[Print](#)   [Share](#)   [Email](#)   [Reprints & Permissions](#)   [Post a Comment](#)

[About ALM](#) | [About Law.com](#) | [Customer Support](#) | [Reprints](#) | [Privacy Policy](#) | [Terms & Conditions](#)  
Copyright 2009, ALM Media Properties, LLC. All rights reserved.





*\$1,000 Per Hour Isn't Rare Anymore; Nominal billing levels rise, but discounts ease blow. The National Law Journal January 13, 2014 Monday*

Copyright 2014 ALM Media Properties, LLC  
All Rights Reserved  
Further duplication without permission is prohibited

THE NATIONAL  
**LAW JOURNAL**

The National Law Journal

January 13, 2014 Monday

**SECTION:** NLJ'S BILLING SURVEY; Pg. 1 Vol. 36 No. 20

**LENGTH:** 1860 words

**HEADLINE:** \$1,000 Per Hour **Isn't Rare Anymore;**  
Nominal billing levels rise, but discounts ease blow.

**BYLINE:** KAREN SLOAN

**BODY:**

As recently as five years ago, law partners charging \$1,000 an hour were outliers. Today, four-figure hourly rates for indemand partners at the most prestigious firms don't raise eyebrows-and a few top earners are closing in on \$2,000 an hour.

These rate increases come despite hand-wringing over price pressures from clients amid a tough economy. But everrising standard billing rates also obscure the growing practice of discounts, falling collection rates, and slow march toward alternative fee arrangements.

Nearly 20 percent of the firms included in The National Law Journal's annual survey of large law firm billing rates this year had at least one partner charging more than \$1,000 an hour. Gibson, Dunn & Crutcher partner Theodore Olson had the highest rate recorded in our survey, billing \$1,800 per hour while representing mobile satellite service provider LightSquared Inc. in Chapter 11 proceedings.

Of course, few law firm partners claim Olson's star power. His rate in that case is nearly the twice the \$980 per hour average charged by Gibson Dunn partners and three times the average \$604 hourly rate among partners at NLJ 350 firms. Gibson Dunn chairman and managing partner Ken Doran said Olson's rate is "substantially" above that of other partners at the firm, and that the firm's standard rates are in line with its peers.

"While the majority of Ted Olson's work is done under alternative billing arrangements, his hourly rate reflects his stature in the legal community, the high demand for his services and the unique value that he offers to clients given his extraordinary experience as a former solicitor general of the United States who has argued more than 60 cases before the U.S. Supreme Court and has counseled several presidents," Doran said.

In reviewing billing data this year, we took a new approach, asking each firm on the NLJ 350-our survey of the nation's 350 largest firms by attorney headcount-to provide their highest, lowest and average billing rates for associates and partners. We supplemented those data through public records. All together, this year's survey includes information for 159 of the country's largest law firms and reflects billing rates as of October.

The figures show that, even in a down economy, hiring a large law firm remains a pricey prospect. The median among the highest partner billing rates reported at each firm is \$775 an hour, while the median low partner rate is \$405. For associates, the median high stands at \$510 and the low at \$235. The average associate rate is \$370.

Multiple industry studies show that law firm billing rates continued to climb during 2013 despite efforts by corporate counsel to rein them in. TyMetrix's 2013 Real Rate Report Snapshot found that the average law firm billing rate increased by 4.8 percent compared with 2012. Similarly, the Center for the Study of the Legal Profession at the Georgetown University Law Center and Thomson Reuters Peer Monitor found that law firms increased their rates by an average 3.5 percent during 2013.

Of course, rates charged by firms on paper don't necessarily reflect what clients actually pay. Billing realization rates-which reflect the percentage of work billed at firms' standard rates- have fallen from 89 percent in 2010 to nearly 87 percent in 2013 on average, according to the Georgetown study. When accounting for billed hours actually collected by firms, the realization rate falls to 83.5 percent.

"What this means, of course, is that- on average-law firms are collecting only 83.5 cents for every \$1.00 of standard time they record," the Georgetown report reads. "To understand the full impact, one need only consider that at the end of 2007, the collected realization rate was at the 92 percent level."

In other words, law firms set rates with the understanding that they aren't likely to collect the full amount, said Mark Medice, who oversees the Peer Monitor Index. That index gauges the strength of the legal market according to economic indicators including demand for legal services, productivity, rates and expenses. "Firms start out with the idea of, 'I want to achieve a certain rate, but it's likely that my client will ask for discounts whether or not I increase my rate,'" Medice said.

Indeed, firms bill nearly all hourly work at discounts ranging from 5 percent to 20 percent off standard rates, said Peter Zeughauser, a consultant with the Zeughauser Group. Discounts can run as high as 50 percent for matters billed under a hybrid system, wherein a law firm can earn a premium for keeping costs under a set level or for obtaining a certain outcome, he added. "Most firms have gone to a two-tier system, with what is essentially an aspirational rate that they occasionally get and a lower rate that they actually budget for," he said.

Most of the discounting happens at the front end, when firms and clients negotiate rates, Medice said. But additional discounting happens at the billing and collections stages. Handling alternative fee arrangements and discounts has become so complex that more than half of the law firms on the Am Law 100-NLJ affiliate The American Lawyer's ranking of firms by gross revenue-have created new positions for pricing directors, Zeughauser said.

## THE ROLE OF GEOGRAPHY

Unsurprisingly, rates vary by location. Firms with their largest office in New York had the highest average partner and associate billing rates, at \$882 and \$520, respectively. Similarly, TyMetrix has reported that more than 25 percent of partners at large New York firms charge \$1,000 per



hour or more for contracts and commercial work.

Washington was the next priciest city on our survey, with partners charging an average \$748 and associates \$429. Partners charge an average \$691 in Chicago and associates \$427. In Los Angeles, partners charge an average \$665 while the average associate rate is \$401.

Pricing also depends heavily on practice area, Zeughauser and Medice said. Bet-the-company patent litigation and white-collar litigation largely remain at premium prices, while practices including labor and employment have come under huge pressure to reduce prices.

"If there was a way for law firms to hold rates, they would do it. They recognize how sensitive clients are to price increases," Zeughauser said. But declining profit margins—due in part to higher technology costs and the expensive lateral hiring market—mean that firms simply lack the option to keep rates flat, he said.

**BILLING SURVEY METHODOLOGY**

The National Law Journal's survey of billing rates of the largest U.S. law firms provides the high, low and average rates for partners and associates.

The NLJ asked respondents to its annual survey of the nation's largest law firms (the NLJ 350) to provide a range of hourly billing rates for partners and associates as of October 2013.

For firms that did not supply data to us, in many cases we were able to supplement billing-rate data derived from public records.

In total, we have rates for 159 of the nation's 350 largest firms.

Rates data include averages, highs and low rates for partners and associates. Information also includes the average full-time equivalent (FTE) attorneys at the firm and the city of the firm's principal or largest office.

We used these data to calculate averages for the nation as a whole and for selected cities.

**Billing Rates at the Country's Priciest Law Firms**

Here are the 50 firms that charge the highest average hourly rates for partners.

**Billing Rates at the Country's Priciest Law Firms**

FIRM NAME	LARGEST U.S. OFFICE*	AVERAGE FULL-TIME EQUIVALENT ATTORNEYS*	PARTNER HOURLY RATES		ASSOCIATE HOURLY RATES	
			AVERAGE	HIGH	LOW	AVERAGE

\* Full-time equivalent attorney numbers and the largest U.S. office are from the NLJ 350 published in April 2013. For complete numbers, please see [NLJ.com](http://NLJ.com).

\*\* Firm did not exist in this form for the entire year.

Debevoise & Plimpton	New York	615	\$1,055	\$1,075	\$955	\$490	\$760	\$120
Paul, Weiss,	New York	803	\$1,040	\$1,120	\$760	\$600	\$760	\$250

Rifkind, Wharton & Garrison									
Skadden, Arps, Slate, Meagher & Flom	New York	1,735	\$1,035	\$1,150	\$845	\$620	\$845	\$340	
Fried, Frank, Harris, Shriver & Jacobson	New York	476	\$1,000	\$1,100	\$930	\$595	\$760	\$375	
Latham & Watkins	New York	2,033	\$990	\$1,110	\$895	\$605	\$725	\$465	
Gibson, Dunn & Crutcher	New York	1,086	\$980	\$1,800	\$765	\$590	\$930	\$175	
Davis Polk & Wardwell	New York	787	\$975	\$985	\$850	\$615	\$975	\$130	
Willkie Farr & Gallagher	New York	540	\$950	\$1,090	\$790	\$580	\$790	\$350	
Cadwalader, Wickersham & Taft	New York	435	\$930	\$1,050	\$800	\$605	\$750	\$395	
Weil, Gotshal & Manges	New York	1,201	\$930	\$1,075	\$625	\$600	\$790	\$300	
Quinn Emanuel Urquhart & Sullivan	New York	697	\$915	\$1,075	\$810	\$410	\$675	\$320	
Wilmer Cutler Pickering Hale and Dorr	Washington	961	\$905	\$1,250	\$735	\$290	\$695	\$75	
Dechert	New York	803	\$900	\$1,095	\$670	\$530	\$735	\$395	
Andrews Kurth	Houston	348	\$890	\$1,090	\$745	\$528	\$785	\$265	
Hughes Hubbard & Reed	New York	344	\$890	\$995	\$725	\$555	\$675	\$365	
Irell & Manella	Los Angeles	164	\$890	\$975	\$800	\$535	\$750	\$395	
Proskauer Rose	New York	746	\$880	\$950	\$725	\$465	\$675	\$295	
White & Case	New York	1,900	\$875	\$1,050	\$700	\$525	\$1,050	\$220	
Morrison & Foerster	San Francisco	1,010	\$865	\$1,195	\$595	\$525	\$725	\$230	
Pillsbury Winthrop Shaw Pittman	Washington	609	\$865	\$1,070	\$615	\$520	\$860	\$375	
Kaye Scholer	New York	414	\$860	\$1,080	\$715	\$510	\$680	\$320	
Kramer Levin Naftalis & Frankel	New York	320	\$845	\$1,025	\$740	\$590	\$750	\$400	
Hogan Lovells	Washington	2,280	\$835	\$1,000	\$705	-	-	-	

Kasowitz, Benson, Torres & Friedman	New York	365	\$835	\$1,195	\$600	\$340	\$625	\$200
Kirkland & Ellis	Chicago	1,517	\$825	\$995	\$590	\$540	\$715	\$235
Cooley	Palo Alto	632	\$820	\$990	\$660	\$525	\$630	\$160
Arnold & Porter	Washington	748	\$815	\$950	\$670	\$500	\$610	\$345
Paul Hastings	New York	899	\$815	\$900	\$750	\$540	\$755	\$335
Curtis, Mallet- Prevost, Colt & Mosle	New York	322	\$800	\$860	\$730	\$480	\$785	\$345
Winston & Strawn	Chicago	842	\$800	\$995	\$650	\$520	\$590	\$425
Bingham McCutchen	Boston	900	\$795	\$1,080	\$220	\$450	\$605	\$185
Akin Gump Strauss Hauer & Feld	Washington	806	\$785	\$1,220	\$615	\$525	\$660	\$365
Covington & Burling	Washington	738	\$780	\$890	\$605	\$415	\$565	\$320
King & Spalding	Atlanta	838	\$775	\$995	\$545	\$460	\$735	\$125
Norton Rose Fulbright	N/A**	N/A**	\$775	\$900	\$525	\$400	\$515	\$300
DLA Piper	New York	4,036	\$765	\$1,025	\$450	\$510	\$750	\$250
Bracewell & Giuliani	Houston	432	\$760	\$1,125	\$575	\$440	\$700	\$275
Baker & McKenzie	Chicago	4,004	\$755	\$1,130	\$260	\$395	\$925	\$100
Dickstein Shapiro	Washington	308	\$750	\$1,250	\$590	\$475	\$585	\$310
Jenner & Block	Chicago	432	\$745	\$925	\$565	\$465	\$550	\$380
Jones Day	New York	2,363	\$745	\$975	\$445	\$435	\$775	\$205
Manatt, Phelps & Phillips	Los Angeles	325	\$740	\$795	\$640	-	-	-
Seward & Kissel	New York	152	\$735	\$850	\$625	\$400	\$600	\$290
O'Melveny & Myers	Los Angeles	738	\$715	\$950	\$615	-	-	-
McDermott Will & Emery	Chicago	1,024	\$710	\$835	\$525	-	-	-
Reed Smith	Pittsburgh	1,468	\$710	\$945	\$545	\$420	\$530	\$295
Dentons	N/A**	N/A**	\$700	\$1,050	\$345	\$425	\$685	\$210
Jeffer Mangels Butler & Mitchell	Los Angeles	126	\$690	\$875	\$560	-	-	-
Sheppard,	Los	521	\$685	\$875	\$490	\$415	\$535	\$275

Mullin, Richter Angeles  
& Hampton

Alston & Bird Atlanta 805 \$675 \$875 \$495 \$425 \$575 \$280

THE FOUR-FIGURE CLUB

These 10 firms posted the highest partner billing rates.

**THE FOUR-FIGURE CLUB**

Gibson, Dunn & Crutcher	\$1,800
Dickstein Shapiro	\$1,250
Wilmer Cutler Pickering Hale and Dorr	\$1,250
Akin Gump Strauss Hauer & Feld	\$1,220
Kasowitz, Benson, Torres & Friedman	\$1,195
Morrison & Foerster	\$1,195
Skadden, Arps, Slate, Meagher & Flom	\$1,150
Baker & McKenzie	\$1,130
Bracewell & Giuliani	\$1,125
Paul, Weiss, Rifkind, Wharton & Garrison	\$1,120

Contact Karen Sloan at [ksloan@alm.com](mailto:ksloan@alm.com)

**LOAD-DATE:** January 13, 2014

Source: [Legal > / . . . / > The National Law Journal](#) 

Terms: **"isn't rare anymore"** ([Suggest Terms for My Search](#))

View: Full

Date/Time: Friday, August 15, 2014 - 6:12 PM EDT

